

Ducted Split AIR CONDITIONERS





The new degree of comfort.™


SAWL+SHGL Series





R-410A
60Hz

 Stamped louver panels offer 100% protection for the condenser coil

 Scroll Compressor with internal high temperature protection and durable insulation on motor windings

 Crankcase heater to prevent liquid refrigerant migration


 Low ambient control (optional) allows operation of unit down to 0°F

 High and Low pressure control for system protection during abnormal condition

 Compressor Time Delay Control on tandem compressors

 Filter drier as standard feature for each unit

 Thermostatic expansion valves are standard for all models

 One-inch throw-away filter is standard for all models

TECHNICAL DATA

SAWL + SHGL		SAWL-078CAZ + SHGL-090Z	SAWL-078VAZ + SHGL-090V	SAWL-090CAZ + SHGL-090Z	SAWL-090CAZ + SHGL-120Z	SAWL-090VAZ + SHGL-090V	SAWL-090VAZ + SHGL-120V
Rated Cooling Capacity @AHRI	Btu/hr	77000	77000	90000	92000	90000	92000
EER @AHRI	Btu/W-hr	11.2	11.2	11.2	11.4	11.2	11.4
Rated Air Flow	CFM	2600	2600	2800	2800	2800	2800
Rated ESP	Pa	62	62	62	75	62	75
Sizes ODU	L (mm)	1092	1092	1092	1092	1092	1092
	W (mm)	789	789	789	789	789	789
	H (mm)	833	833	833	833	833	833
Weight	kg	132	132	144.2	144.2	144.2	144.2
Sizes IDU	L (mm)	1454	1454	1454	1454	1454	1454
	W (mm)	1422	1422	1422	1422	1422	1422
	H (mm)	800	800	800	800	800	800
Weight	kg	150	150	150	157	150	157
Refrigerant		R410A					

SAWL + SHGL		SAWL-120CAZ + SHGL-120Z	SAWL-120VAZ + SHGL-120V	SAWL-150CAZ + SHGL-180Z	SAWL-150VAZ + SHGL-180V	SAWL-180CAZ + SHGL-180Z	SAWL-180VAZ + SHGL-180V
Rated Cooling Capacity @AHRI	Btu/hr	117000	117000	146000	146000	178000	178000
EER @AHRI	Btu/W-hr	11.2	11.2	11.1	11.1	11.0	11.0
Rated Air Flow	CFM	3800	3800	5000	5000	5100	5100
Rated ESP	Pa	75	75	87	87	87	87
Sizes ODU	L (mm)	1540	1540	1838	1838	2219	2219
	W (mm)	975	975	975	975	975	975
	H (mm)	1137	1137	1137	1137	1137	1137
Weight	kg	227.3	227.3	294.8	294.8	338.4	338.4
Sizes IDU	L (mm)	1454	1454	1943	1943	1943	1943
	W (mm)	1422	1422	1600	1600	1600	1600
	H (mm)	800	800	991	991	991	991
Weight	kg	157	157	225	225	225	225
Refrigerant		R410A					

SAWL + SHGL		SAWL-240CAZ + SHGL-240Z	SAWL-240VAZ + SHGL-240V
Rated Cooling Capacity @AHRI	Btu/hr	244000	244000
EER @AHRI	Btu/W-hr	10.0	10.0
Rated Air Flow	CFM	6900	6900
Rated ESP	Pa	99	99
Sizes ODU	L (mm)	2219	2219
	W (mm)	975	975
	H (mm)	1137	1137
Weight	kg	431.8	431.8
Sizes IDU	L (mm)	1943	1943
	W (mm)	1600	1600
	H (mm)	991	991
Weight	kg	247	247
Refrigerant		R410A	

AHRI Condition: 80°F/67°F On-coil, 95°F ambient

RHEEM MANUFACTURING MEA FZE

Dubai Airport Freezone (DAFZA), UAE

Before proceeding with installation, refer to the installation instructions packaged with each model, as well as complying with all Federal, State, Provincial and local codes, regulation and practices.

"In keeping with its policy of continuous progress and product improvement, Rheem reserves the rights to make changes without notice."