

All products, except surface coils and parts, are shipped F.O.B. point of shipment with full freight allowed on single orders with a net price value of \$10,000 or more, within the continental USA (excluding Alaska and Hawaii). Buyer will bear all additional costs for special routing or handling requests.

Reach-In Unit Coolers	Slim-Temp	2
	Wedge-Temp & Flex-Temp	3
	Mullion-Temp & T-Temp	4
	Twin-Temp & Mini Twin-Temp	5
	Wall-Temp	6
Walk-in Unit Coolers	ASL Slim-Temp	7
	Next-Gen All-Temp	8 - 19
	Center Mount	20 - 23
	Low Velocity Center Mount	24 - 26
	Medium Profile	27 - 32
	Heavy Duty	33 - 38
	Warehouse	39 - 51
	Next-Gen Kompact - 1/2-6 HP	52 - 70
	<i>Factory Installed Options</i>	68
	<i>Shipped-Loose Accessories & Defrost Kits</i>	69-70
Air-Cooled Condensing Units	Next-Gen II - 3-22 HP	71 - 84
	<i>Factory Installed Options & Shipped-Loose Accessories</i>	83 - 84
	QV-Series - 15-100 HP	85 - 96
	<i>Single Compressor - Factory Installed Options & Shipped-Loose Accessories</i>	89 - 90
	<i>Dual Compressor - Factory Installed Options & Shipped-Loose Accessories</i>	91 - 92
	<i>Parallel-Piped Compressor - Factory Installed Options & Shipped-Loose Accessories</i>	93 - 94
	<i>Defrost Kits</i>	95 - 96
	ThermoBank - 12-70 HP	97
	Next-Gen WC-Series - 1/2-6 HP	98 - 101
	<i>Factory Installed Options & Shipped-Loose Accessories</i>	101
Packaged Systems	APEX Top Mount Packaged System	102
Air-Cooled Condensers	Quantum Air™ Large Condensers	103 - 111
	<i>Factory Installed Options & Shipped-Loose Accessories</i>	110 - 111
	Small Condensers	112 - 113

Reach-In Nomenclature:

SL	A	1	5	9	RP	A	S
Product Line	Defrost Type	Fan QTY	Fin Spacing	Capacity	Coil Coating	Voltage	Motor Type
SL - Slim Temp WE - Wedge Temp FT - Flex Temp MUF - Mullion-Temp (Upflow) MDF - Mullion-Temp (Downflow) TT - T-Temp TW - Twin-Temp MTW - Mini Twin-Temp WA - Wall-Temp	Blank or A - Air Defrost E - Electric Defrost			# x 100 = BTUH	Blank - No Coating RP - Russ- Proof Coil Coating	A - 115/1/60 D - 230/1/60	E - EC P - PSC S - Shaded-Pole

Not all combinations of nomenclature are available. For specific offering consult individual Reach-In Unit Cooler sections of this document.

Slim-Temp Unit Coolers

The "SLA" product line offers 7 air defrost models. Typical installations include; glass display and solid door upright coolers, walk-ins, salad cases, back bars and other tight spaced enclosures operating above +34°F

The "SLE" product line offers eight electric defrost models. Typical installations include; glass display and solid door uprights, walk-ins, salad cases, back bars and other tight spaced enclosures requiring electric defrost.



Slim-Temp - Air Defrost - Cooler Application

Standard Coil			Coated Coil (Russ-Proof)			Dimensions (in)			Approx. Ship Weight (lbs)
Model Number	Shaded Pole Motor		Model Number	Shaded Pole Motor		Height	Length	Depth	
	115V	230V		115V	230V				
SLA 17-10	787	822	SLA 17-10RP	866	910	4-3/4	16-1/2	13-1/2	15
SLA 17-13	1,011	1,088	SLA 17-13RP	1,089	1,166	4-3/4	20-1/2	13-1/2	18
SLA 27-17	1,186	1,273	SLA 27-17RP	1,244	1,330	4-3/4	24	14-1/2	22
SLA 27-23	1,481	1,548	SLA 27-23RP	1,587	1,658	4-3/4	31-1/2	14-1/2	29
SLA 37-30	1,811	1,961	SLA 37-30RP	1,956	2,091	4-3/4	40	14-1/2	37
SLA 47-40	2,467	2,662	SLA 47-40RP	2,630	2,813	4-3/4	53-1/2	14-1/2	45
SLA 57-50	3,190	3,405	SLA 57-50RP	3,384	3,592	6-3/4	53-1/2	14-1/2	61

Specify voltage when ordering. A for 115V and D for 230V.

No EC or PSC Motors on SLA Models.

Slim-Temp - Electric Defrost - Freezer Application

Model Number	Single Speed EC Motor		Shaded Pole Motor		Dimensions (in)			Approx. Ship Weight (lbs)
	115V	230V	115V	230V	Height	Length	Depth	
SLE 15-9	-	-	1,299	1,299	4-3/4	16-1/2	13-1/2	16
SLE 15-12	-	-	1,561	1,561	4-3/4	20-1/2	13-1/2	19
SLE 25-16	-	-	1,949	1,949	4-3/4	24	14-1/2	23
SLE 25-21	3,587	3,587	2,202	2,202	6-3/4	24	15-1/2	31
SLE 25-28	4,062	4,062	2,720	2,720	6-3/4	31-1/2	15-1/2	39
SLE 35-36	5,097	5,097	3,062	3,062	6-3/4	38-1/2	15-1/2	48
SLE 45-54	6,929	6,929	4,242	4,242	6-3/4	48-1/4	16-1/2	70
SLE 35-70	-	7,443	-	5,345	6-3/4	76-1/2	20-1/2	105

Specify voltage & motor when ordering. A for 115V & D for 230V and E for EC Motor & S for Shaded Pole.
\$51 List Adder for 3-prong Electrical Connector

"-" = Not Available

REACH-IN UNIT COOLERS



Wedge-Temp Unit Coolers

Wedge-Temp Reach-ins are Air Defrost for reach-ins, back-bars, beverage cases, salad cases and other applications above 34° F.

Heavy-gauge, all Aluminum housing; front panel and drain-pan assembly hinged to provide easy access. These air defrost units are available with our specially formulated epoxy coil coating.



Wedge-Temp - Air Defrost - Cooler Application

Model Number	Standard Coil				Model Number	Coated Coil (Russ-Proof)				Dimensions (in)			App. Ship Weight (lbs)
	Single Speed EC Motor		Shaded Pole Motor			Single Speed EC Motor		Shaded Pole Motor		Height	Length	Depth	
	115V	230V	115V	230V		115V	230V	115V	230V				
WE17-12	1,596	1,615	948	967	WE17-12RP	1,657	1,709	1,016	1,067	8-5/16	15-1/4	15-7/8	16
WE17-15	1,607	1,615	970	1,005	WE17-15RP	1,706	1,759	1,058	1,111	8-5/16	15-1/4	15-7/8	19
WE17-18	1,635	1,642	1,002	1,051	WE17-18RP	1,727	1,801	1,084	1,156	8-5/16	17-3/4	15-7/8	22
WE17-25	1,820	1,685	1,172	1,222	WE17-25RP	1,898	1,984	1,244	1,331	8-5/16	19-7/8	16-7/8	29
WE17-35	2,071	1,871	1,445	1,615	WE17-35RP	2,362	2,463	1,713	1,816	9-1/2	22-7/8	17-7/8	36
WE17-45	2,439	2,240	1,817	1,934	WE17-45RP	2,852	3,041	2,207	2,396	9-5/8	26-3/4	20-1/2	57
WE18-55	3,104	2,556	2,442	2,564	WE18-55RP	3,447	3,569	2,786	2,908	9-5/8	26-3/4	20-1/2	65

Specify voltage & motor when ordering. "A" for 115V & "D" for 230V and "E" for EC Motor & "S" for Shaded Pole.

See page 2 for Nomenclature.

\$51 List Adder for 3-prong Electrical Connector

Flex-Temp Unit Coolers

The Flex-Temp reach-in coil is designed to meet a number of application needs. Its triangular geometry allows for installation in areas with limited available space.

Flex-Temp is well suited for under-counter refrigerators, reach-in back bars and other similar enclosures.



Flex-Temp - Air Defrost - Cooler Application

Model Number	Standard Coil				Model Number	Coated Coil (Russ-Proof)				Dimensions (in)			App. Ship Weight (lbs)
	Single Speed EC Motor		Shaded Pole Motor			Single Speed EC Motor		Shaded Pole Motor		Height	Length	Depth	
	115V	230V	115V	230V		115V	230V	115V	230V				
FT18-6	N/A	N/A	\$712	\$737	FT18-6RP	N/A	N/A	\$745	\$762	6-3/4	12-1/2	9	9
FT18-8	N/A	N/A	772	797	FT18-8RP	N/A	N/A	802	821	6-3/4	12-1/2	9	9
FT28-12	N/A	N/A	879	957	FT28-12RP	N/A	N/A	974	1,069	7-3/4	18	9	14
FT18-17	1,642	1,730	1,002	1,088	FT18-17RP	1,744	1,831	1,114	1,208	9-5/8	14	10-1/2	15
FT18-23	2,272	2,391	1,611	1,730	FT18-23RP	2,407	2,525	1,724	1,819	11-5/8	16-3/4	13	20
FT18-31	2,511	2,648	1,848	1,987	FT18-31RP	2,659	2,809	1,998	2,142	11-5/8	16-3/4	13	23

Specify voltage & motor when ordering. "A" for 115V & "D" for 230V and "E" for EC Motor & "S" for Shaded Pole.

See page 2 for Nomenclature.


Units are supplied with 3-prong Electrical Connector

Mullion-Temp Unit Coolers

The Mullion-Temp is designed to fit behind the mullion located between under counter or reach-in doors.

Mullion-Temp models are available for two airflow patterns.

- “MDF” models supply a downward flow of air, ideal for beverage coolers.
- “MUF” models provide upward air flow, directing cold air towards drop in food trays.



Mullion-Temp - Air Defrost - Cooler Application - Downward Airflow

Model Number	Standard Coil		Coated Coil (Russ-Proof)		Dimensions (in)			Approx. Ship Weight (lbs)	
	Shaded Pole Motor		Model Number	Shaded Pole Motor		Height	Length		Depth
	115V	230V		115V	230V				
MDF 27-13	1,327	1,396	MDF 27-13RP	1,350	1,445	17-1/8	15-5/8	5-5/8	20
MDF 27-17	1,585	1,635	MDF 27-17RP	1,619	1,714	17-1/8	15-5/8	5-5/8	22
MDF 37-23	1,895	2,027	MDF 37-23RP	1,927	2,069	17-1/8	22	5-5/8	30

Specify voltage & motor when ordering. “A” for 115V & “D” for 230V and “S” for Shaded Pole. See page 2 for Nomenclature. Units are supplied with 3-prong Electrical Connector

Mullion-Temp - Air Defrost - Cooler Application - Upward Airflow

Model Number	Standard Coil		Coated Coil (Russ-Proof)		Dimensions (in)			Approx. Ship Weight (lbs)	
	Shaded Pole Motor		Model Number	Shaded Pole Motor		Height	Length		Depth
	115V	230V		115V	230V				
MUF 27-13	1,327	1,396	MUF 27-13RP	1,350	1,445	17-1/8	15-5/8	5-5/8	20
MUF 27-17	1,585	1,635	MUF 27-17RP	1,619	1,714	17-1/8	15-5/8	5-5/8	22
MUF 37-23	1,895	2,027	MUF 37-23RP	1,927	2,069	17-1/8	22	5-5/8	30

Specify voltage & motor when ordering. “A” for 115V & “D” for 230V and “S” for Shaded Pole. See page 2 for Nomenclature. Units are supplied with 3-prong Electrical Connector

T-Temp Unit Coolers

The T-Temp model unit cooler is built to mount from the ceiling or wall wherever a compact unit cooler is required.

The versatile T-Temp is designed for use in under counter refrigerators, back bars, reach-ins and other applications.



T-Temp - Air Defrost - Cooler Application

Model Number	Standard Coil		Coated Coil (Russ-Proof)		Dimensions (in)			Approx. Ship Weight (lbs)	
	Shaded Pole Motor		Model Number	Shaded Pole Motor		Height	Length		Depth
	115V	230V		115V	230V				
TT18-8	666	718	TT18-8RP	757	809	7-1/4	13-3/4	7-1/2	10
TT28-13	914	976	TT28-13RP	972	1,043	7-1/4	19-1/4	7-1/2	15
TT28-17	1,018	1,088	TT28-17RP	1,086	1,167	7-1/4	19-1/4	8-1/2	16

Specify voltage & motor when ordering. “A” for 115V & “D” for 230V and “S” for Shaded Pole. See page 2 for Nomenclature.

REACH-IN UNIT COOLERS



Twin-Temp Unit Coolers

The Twin-Temp 2-way Unit Cooler is ideal for reach-in and walk-in applications above 34°F where efficient two-way air discharge is required.

These units are designed for easy installation, low maintenance and long life, especially when our uniquely formulated epoxy coating is applied to the coil.



Twin-Temp - Air Defrost - Cooler Application

Model Number	Standard Coil				Model Number	Coated Coil (Russ-Proof)				Dimensions (in)			App. Ship Weight (lbs)
	Single Speed EC Motor		Shaded Pole Motor			Single Speed EC Motor		Shaded Pole Motor		Height	Length	Depth	
	115V	230V	115V	230V		115V	230V	115V	230V				
TW17-9	1,429	1,480	781	832	TW17-9RP	1,557	1,607	916	966	7-5/8	19	16-1/2	17
TW17-12	1,658	1,480	1,011	1,085	TW17-12RP	1,740	1,820	1,098	1,178	7-5/8	19	16-1/2	19
TW17-18	1,790	1,733	1,161	1,244	TW17-18RP	2,003	2,081	1,368	1,447	9-1/8	19	16-1/2	23
TW17-25	2,051	1,874	1,422	1,511	TW17-25RP	2,334	2,428	1,696	1,790	9-5/8	21	18-1/2	26
TW17-35	2,472	2,140	1,845	1,947	TW17-35RP	2,790	2,897	2,163	2,268	11-1/4	11	18-1/2	28
TW17-45	2,984	2,576	2,347	2,517	TW17-45RP	3,365	3,533	2,724	2,891	10	32	21-1/2	44
TW17-55	3,576	3,153	2,956	3,101	TW17-55RP	4,005	4,155	3,371	3,520	12	32	21-1/2	50
TW18-65	4,208	3,721	3,546	3,546	TW18-65RP	4,457	4,457	3,796	3,796	12	32	21-1/2	55
TW17-75	4,047	4,047	3,667	3,667	TW17-75RP	-	-	3,926	3,926	11	36-1/2	36	109
TW18-85	-	-	4,261	4,261	TW18-85RP	-	-	4,556	4,556	11	36-1/2	36	115
TW17-105	-	-	4,878	4,878	TW17-105RP	-	-	5,219	5,219	13	36-1/2	36	121
TW18-120	-	-	5,438	5,438	TW18-120RP	-	-	5,599	5,823	13	36-1/2	36	128

Specify voltage & motor when ordering. "A" for 115V & "D" for 230V and "E" for EC Motor & "S" for Shaded Pole. See page 2 for Nomenclature.

"-" = Not Available

Mini Twin-Temp Unit Coolers

The MTW reach-in unit cooler is designed for use in hard to fit places. It's extremely low height allows for installation in areas with limited available space.

The MTW is well suited for under-counter refrigerators, reach-in back bars and other similar enclosures. Our specially formulated protective coil coating is optionally available for all MTW unit coolers



Mini Twin-Temp - Air Defrost - Cooler Application


Model Number	Standard Coil		Model Number	Coated Coil (Russ-Proof)		Dimensions (in)			Approx. Ship Weight (lbs)
	Shaded Pole Motor			Shaded Pole Motor		Height	Length	Depth	
	115V	230V		115V	230V				
MTW18-8	779	779	MTW18-8RP	924	924	3-1/4	14-1/4	13	14
MTW28-13	1,026	1,026	MTW28-13RP	1,112	1,112	3-1/4	19-1/4	13	15
MTW28-18	1,169	1,169	MTW28-18RP	1,373	1,373	3-1/4	19-1/4	13	18
MTW28-21	1,310	1,309	MTW28-21RP	1,405	1,405	3-1/4	19-1/4	13	20
MTW38-27	1,458	1,459	MTW38-27RP	1,682	1,682	3-1/4	28-1/2	13	23

Specify voltage & motor when ordering. "A" for 115V & "D" for 230V and "S" for Shaded Pole. See page 2 for Nomenclature.

Wall-Temp Unit Coolers

The Wall-Temp panel cooler is designed for use in beverage boxes, reach-ins and other installations where limited space requires a wall-mounted coil of minimum depth. Housing construction is all Aluminum.

The front panel is detachable for quick, easy access to valve, motor and mounting to the wall through back panel.



Wall-Temp - Air Defrost - Cooler Application

Model Number	Standard Coil		Coated Coil (Russ-Proof)			Drain Pan List Price Adder	Dimensions (in)			Approx. Ship Weight (lbs)
	Single Speed EC Motor	Shaded Pole Motor	Model Number	Single Speed EC Motor	Shaded Pole Motor		Height	Length	Depth	
	115V	115V		115V	115V					
WA17-6	1,913	1,219	WA17-6RP	2,006	1,314	165	20-7/8	12	4-3/8	11
WA17-9	2,244	1,550	WA17-9RP	2,338	1,642	165	20-7/8	12	4-3/8	14
WA17-12	2,789	2,022	WA17-12RP	2,882	2,187	165	22-7/8	18	4-3/4	20
WA17-18	2,884	2,182	WA17-18RP	2,976	2,282	165	22-7/8	18	4-3/4	24
WA17-25	2,976	2,285	WA17-25RP	3,076	2,381	194	29	18	8-1/2	28
WA17-35	3,180	2,519	WA17-35RP	3,280	2,584	194	29	18	8-1/2	29
WA17-45	-	2,857	WA17-45RP	-	2,922	194	32-1/8	18	10-1/2	40

Specify voltage & motor when ordering. "A" for 115V & "D" for 230V and "E" for EC Motor & "S" for Shaded Pole.

See page 2 for Nomenclature.

\$51 List Adder for 3-prong Electrical Connector

"-" = Not Available

WALK-IN UNIT COOLERS



ASL Slim-Temp Unit Coolers

The Slim-Temp ALSA / ASLE Unit Coolers are versatile products that are specifically designed for cooling small walk-in coolers & freezers and display cases. Slim-Temp models are low height and compact. The latest vintage of ASL models were engineered to meet performance regulations. The slim profile takes up less room and maximizes available shelf space. Units are available with air or electric defrost, for low or medium temperature applications and are solidly built with heavy gauge aluminum housings.



ASL Unit Cooler Nomenclature:

ASL	A	2	5	048	A	D	A	
Product Line	Defrost Type	Fan QTY	Fin Spacing	Capacity	Voltage	Motor Type	Vintage	Coil Coating
	A - Air Defrost E - Electric Defrost			# x 100 = BTUH	A - 115/1/60 D - 230/1/60	D - Dual Speed EC		Blank - None RP - Russ-Proof

ASL Unit Cooler - Air Defrost

Standard Coil				Coated Coil (Russ-Proof)				Approx. Ship Weight (lbs)
115/1/60		230-230/1/60		115/1/60		230-230/1/60		
Model Number	List Price (\$US)	Model Number	List Price (\$US)	Model Number	List Price (\$US)	Model Number	List Price (\$US)	
ASLA25048ADA	3731	ASLA25048DDA	3731	ASLA25048ADARP	4991	ASLA25048DDARP	4991	83
ASLA25061ADA	3840	ASLA25061DDA	3840	ASLA25061ADARP	5066	ASLA25061DDARP	5066	105
ASLA35073ADA	4117	ASLA35073DDA	4117	ASLA35073ADARP	5455	ASLA35073DDARP	5455	125
ASLA45098ADA	4945	ASLA45098DDA	4945	ASLA45098ADARP	6215	ASLA45098DDARP	6215	151
ASLA55122ADA	5797	ASLA55122DDA	5797	ASLA55122ADARP	7074	ASLA55122DDARP	7074	185
ASLA65158ADA	6588	ASLA65158DDA	6588	ASLA65158ADARP	7957	ASLA65158DDARP	7957	222

ASL Unit Cooler - Electric Defrost

Standard Coil		Approx. Ship Weight
230-230/1/60		
Model Number	List Price (\$US)	
ASLE25046DDA	3991	83
ASLE25058DDA	4176	105
ASLE35070DDA	4489	125
ASLE45094DDA	5385	151
ASLE55117DDA	6268	185
ASLE65150DDA	7109	222

ASL Unit Cooler - Factory Mounted Options

Option	List Price Adder (\$US)
Thermostatic Expansion Valve (TXV)	423
Liquid Line Solenoid Valve (LLSV)	340
Mechanical Thermostat	346

ASL Unit Cooler - Shipped-Loose Options

Option	List Price Adder (\$US)
Thermostatic Expansion Valve (TXV)	373
Liquid Line Solenoid Valve (LLSV)	315
Mechanical Thermostat	319

For specific model DOE AWEF values in a given application, please refer to this product lines corresponding Sales/Marketing Brochure found on our website.

Next-Gen All-Temp Unit Coolers

All-Temps were the original low profile unit coolers with the air draw-through design that established the industry standard as being the all-purpose model for walk-in coolers, freezers and other applications. We've taken these unit coolers to the next level with the release of the Next-Gen All-Temp models. Next-Gen All-Temps were engineered to meet performance regulations. The units feature a new fan guard design and deep draw venturi to achieve optimal airflow and easy access for serviceability. These models can be used with multiple refrigerants, and are available in air, electric and hot gas defrost configurations.



STANDARD FEATURES

- Textured aluminum construction
- All units are provided with sweat refrigerant connections
- All units suitable for use with R404A, R407A, R407C, R407F, R448A, R449A/B
- Flush ceiling mount with slotted hangers and hinged access end panels
- Face mounted heaters and fixed defrost termination, fan delay and heater safety controls
- Dual Speed EC motors are compliant with California Title 24 regulations for single compressor systems



Next-Gen All-Temp Nomenclature:

CONFIGURABLE BASE MODEL								PRE-CONFIGURATION CODES ²	
K	L	6	E	042	D	D	A	A	L
Brand	Connections ¹	Fins Per Inch	Defrost Type	BTUH in Hundreds	Unit Voltage	Motor Type	Revision	Refrigerant	Pre-assembly Code
K = Kramer	L = Standard U = Reverse	6 FPI 4 FPI	A = Air E = Electric H = Hot Gas 3-Pipe G = Hot Gas Reverse Cycle		A = 115/1/60 D = 208-230/1/60 E = 208-230/3/60	D - Dual Speed EC		A = R404A R = EcoNet Approved Refrigerants ³ S = R407A, R448A, R449A/B	E = EcoNet Control Package ⁴ L = Mounted TXV, LLSV & Mechanical Thermostat ⁵

Note(s):

1. Refrigerant and electrical connection locations have been changed for the Next-Gen All-Temp design. Standard connections "L" are now opposite of the legacy All-Temp models. Mirror connections "U" are the same end as legacy All-Temp models and are available only as built-to-order base units with no installed options. Mirror connections are not available on Hot Gas Defrost models of All-Temp.
2. Pre-Configuration Codes are used to show common Factory Mounted options. Pre-Configuration Codes are not available for every model. For specific model availability, see the respective Pre-Configuration pricing tables or contact your local sales representative.
3. EcoNet approved refrigerants are: R404A, R407A, R407C, R448A, R449A/B, R450A, R507A, R513A.
4. EcoNet Control Package includes: EEV; suction pressure transducer; suction, entering air coil temp. thermistors; local on-board two-row LCD display and push-button adjustments. (EcoNet replaces TXV, liquid line solenoid valve, room thermostat, defrost termination and fan delay, and time clock.)
5. Models with Pre-configured Mechanical Components (TXV, LLSV and Thermostat) are rated for +25°FSS/10°FDT (Air Defrost) and -20°FSS/10°FDT (Electric Defrost).
6. CO₂ and Glycol Next-Gen All-Temp Unit Coolers available. If required, please contact factory.

For specific model DOE AWEF values in a given application, please refer to this product lines corresponding Sales/Marketing Brochure found on our website.

WALK-IN UNIT COOLERS



Next-Gen All-Temp Unit Coolers

Air Defrost Configurable Base Models

Number of Fans	Dual Speed EC Motors - 6 FPI				Approx. Ship Weight (lbs)
	115/1/60		230-230/1/60		
	Model Number	List Price (\$US)	Model Number	List Price (\$US)	
1	KL6A041ADA	1,896	KL6A041DDA	1,896	41
	KL6A052ADA	1,947	KL6A052DDA	1,947	44
	KL6A066ADA	2,259	KL6A066DDA	2,259	47
2	KL6A073ADA	2,952	KL6A073DDA	2,952	52
	KL6A094ADA	3,344	KL6A094DDA	3,344	55
	KL6A117ADA	3,513	KL6A117DDA	3,513	58
	KL6A130ADA	3,751	KL6A130DDA	3,751	62
3	KL6A141ADA	4,539	KL6A141DDA	4,539	72
	KL6A161ADA	5,040	KL6A161DDA	5,040	78
	KL6A181ADA	5,493	KL6A181DDA	5,493	85
4	KL6A195ADA	5,917	KL6A195DDA	5,917	115
	KL6A235ADA	7,176	KL6A235DDA	7,176	124
	KL6A260ADA	7,820	KL6A260DDA	7,820	147
5	KL6A295ADA	8,969	KL6A295DDA	8,969	218
6	KL6A330ADA	9,626	KL6A330DDA	9,626	257
	KL6A390ADA	10,808	KL6A390DDA	10,808	262

1. EC motors are rated for 50HZ operations. Dual speed motor operation employs a relay to control motor speed.
2. Reverse Connections (U) are available at No Charge. Reverse Connection models cannot be ordered with any factory mounted options.

Air Defrost Configurable Options

Number of Fans	Factory Mounted Options - List Price Adder (\$US)							
	TXV	EEV ³	EcoNet Control Package	KE2 Evaporator Defrost Control ⁴	LLSV ⁵	Mechanical Thermostat	Electronic Thermostat	Insulated Drain Pan
1	423	1509	1941	4245	340	346	433	610
2	423	1509	1941	4245	340	346	433	771
3	423	1509	1941	4245	340	346	433	935
4	423	1509	1941	4245	340	346	433	1075
5	423	1509	1941	4245	394	346	433	1227
6	744	1509	1941	4245	394	346	433	1395

1. Shipped-Loose Accessories are found on Page 19
2. Alternative Housing, Coil Coating & Housing Coating options are available. Contact Application Engineering for coated housing or alternate coil coating. ElectroFin, Bronz-Glow and Heresite are available coating options.
3. Price Adder is for Electronic Expansion Valve (EEV) only. Controller not included and must be field supplied.
4. KE2 Evaporator Defrost Control requires a Liquid Line Solenoid Valve (LLSV).
5. LLS voltage must match the voltage applied to the motor.

For specific model DOE AWEF values in a given application, please refer to this product lines corresponding Sales/Marketing Brochure found on our website.

Next-Gen All-Temp Unit Coolers

Air Defrost Pre-Configured¹ Models

Number of Fans	Dual Speed EC Motors - 6 FPI - 115/1/60						Approx. Ship Weight (lbs)
	EcoNet Control Package ^{2,3}		Mounted Components (404) ⁴		Mounted Components (High-Glide) ⁴		
	Model Number	List Price (\$US)	Model Number	List Price (\$US)	Model Number	List Price (\$US)	
1	KL6A041ADARE	3,837	KL6A041ADAAL	3,005	KL6A041ADASL	3,005	41
	KL6A052ADARE	3,888	KL6A052ADAAL	3,056	KL6A052ADASL	3,056	44
	KL6A066ADARE	4,200	KL6A066ADAAL	3,368	KL6A066ADASL	3,368	47
2	KL6A073ADARE	4,893	KL6A073ADAAL	4,061	KL6A073ADASL	4,061	52
	KL6A094ADARE	5,285	KL6A094ADAAL	4,453	KL6A094ADASL	4,453	55
	KL6A117ADARE	5,454	KL6A117ADAAL	4,622	KL6A117ADASL	4,622	58
	KL6A130ADARE	5,692	KL6A130ADAAL	4,860	KL6A130ADASL	4,860	62
3	KL6A141ADARE	6,480	KL6A141ADAAL	5,648	KL6A141ADASL	5,648	72
	KL6A161ADARE	6,981	KL6A161ADAAL	6,149	KL6A161ADASL	6,149	78
	KL6A181ADARE	7,434	KL6A181ADAAL	6,602	KL6A181ADASL	6,602	85
4	KL6A195ADARE	7,858	KL6A195ADAAL	7,026	KL6A195ADASL	7,026	115
	KL6A235ADARE	9,117	KL6A235ADAAL	8,285	KL6A235ADASL	8,285	124
	KL6A260ADARE	9,761	KL6A260ADAAL	8,929	KL6A260ADASL	8,929	147
5	KL6A295ADARE	10,910	KL6A295ADAAL	10,132	KL6A295ADASL	10,132	218
6	KL6A330ADARE	11,567	KL6A330ADAAL	11,110	KL6A330ADASL	11,110	257
	KL6A390ADARE	12,749	KL6A390ADAAL	12,292	KL6A390ADASL	12,292	262

1. Pre-Configuration Codes are used to show common Factory Mounted options. Pre-Configuration Codes are not available for every model. For specific model availability, see the respective Pre-Configuration pricing tables or contact your local sales representative.
2. EcoNet approved refrigerants are: R404A, R407A, R407C, R448A, R449A/B, R450A, R507A, R513A.
3. EcoNet Control Package includes: EEV; suction pressure transducer; suction, entering air coil temp. thermistors; local on-board two-row LCD display and push-button adjustments. (EcoNet replaces TXV, liquid line solenoid valve, room thermostat, defrost termination and fan delay, and time clock.)
4. Models with Pre-configured Mechanical Components (TXV, LLSV and Thermostat) are rated for +25°FSS/10°FTD (Air Defrost) and -20°FSS/10°FTD (Electric Defrost).

For specific model DOE AWEF values in a given application, please refer to this product lines corresponding Sales/Marketing Brochure found on our website.

WALK-IN UNIT COOLERS



Next-Gen All-Temp Unit Coolers

Air Defrost Base Models - Discontinued Models

Please note, the below models were discontinued in anticipation for the July 10th, 2020 DOE AWEF regulations. Limited Inventory is available. Refer to our websites Equipment Inventory tool or contact factory for current availability

Number of Fans	Single Speed EC Motors - 6 FPI				PSC Motors - 6 FPI				Approx. Ship Weight (lbs)
	115/1/60		230-230/1/60		115/1/60		230-230/1/60		
	Model Number	List Price (\$US)	Model Number	List Price (\$US)	Model Number	List Price (\$US)	Model Number	List Price (\$US)	
1	KL6A041AEA	1,896	KL6A041DEA	1,896	KL6A041APA	1,500	KL6A041DPA	1,558	41
	KL6A052AEA	1,947	KL6A052DEA	1,947	KL6A052APA	1,556	KL6A052DPA	1,579	44
	KL6A066AEA	2,259	KL6A066DEA	2,259	KL6A066APA	1,868	KL6A066DPA	2,006	47
2	KL6A073AEA	2,952	KL6A073DEA	2,952	KL6A073APA	2,146	KL6A073DPA	2,315	52
	KL6A094AEA	3,344	KL6A094DEA	3,344	KL6A094APA	2,537	KL6A094DPA	2,577	55
	KL6A117AEA	3,513	KL6A117DEA	3,513	KL6A117APA	2,760	KL6A117DPA	2,797	58
	KL6A130AEA	3,751	KL6A130DEA	3,751	KL6A130APA	3,023	KL6A130DPA	3,068	62
3	KL6A141AEA	4,539	KL6A141DEA	4,539	KL6A141APA	3,371	KL6A141DPA	3,418	72
	KL6A161AEA	5,040	KL6A161DEA	5,040	KL6A161APA	3,842	KL6A161DPA	3,906	78
	KL6A181AEA	5,493	KL6A181DEA	5,493	KL6A181APA	4,319	KL6A181DPA	4,382	85
4	KL6A195AEA	5,917	KL6A195DEA	5,917	KL6A195APA	4,662	KL6A195DPA	4,724	115
	KL6A235AEA	7,176	KL6A235DEA	7,176	KL6A235APA	5,430	KL6A235DPA	5,861	124
	KL6A260AEA	7,820	KL6A260DEA	7,820	KL6A260APA	5,694	KL6A260DPA	6,134	147
5	KL6A295AEA	8,969	KL6A295DEA	8,969	KL6A295APA	6,776	KL6A295DPA	7,321	218
6	KL6A330AEA	9,626	KL6A330DEA	9,626	KL6A330APA	7,174	KL6A330DPA	7,748	257
	KL6A390AEA	10,808	KL6A390DEA	10,808	KL6A390APA	8,364	KL6A390DPA	8,888	262

Next-Gen All-Temp Unit Coolers

Air Defrost Pre-Configured¹ Models - Discontinued Models

Please note, the below models were discontinued in anticipation for the July 10th, 2020 DOE AWEF regulations. Limited Inventory is available. Refer to our websites Equipment Inventory tool or contact factory for current availability.

Number of Fans	PSC Motors - 6 FPI - 115/1/60						Approx. Ship Weight (lbs)
	EcoNet Control Package ^{2,3}		Mounted Components (404) ⁴		Mounted Components (High-Glide) ⁴		
	Model Number	List Price (\$US)	Model Number	List Price (\$US)	Model Number	List Price (\$US)	
1	KL6A041APARE	3,441	KL6A041APAAL	2,609	KL6A041APASL	2,609	41
	KL6A052APARE	3,497	KL6A052APAAL	2,665	KL6A052APASL	2,665	44
	KL6A066APARE	3,809	KL6A066APAAL	2,977	KL6A066APASL	2,977	47
2	KL6A073APARE	4,087	KL6A073APAAL	3,255	KL6A073APASL	3,255	52
	KL6A094APARE	4,478	KL6A094APAAL	3,646	KL6A094APASL	3,646	55
	KL6A117APARE	4,701	KL6A117APAAL	3,869	KL6A117APASL	3,869	58
	KL6A130APARE	4,964	KL6A130APAAL	4,132	KL6A130APASL	4,132	62
3	KL6A141APARE	5,312	KL6A141APAAL	4,480	KL6A141APASL	4,480	72
	KL6A161APARE	5,783	KL6A161APAAL	4,951	KL6A161APASL	4,951	78
	KL6A181APARE	6,260	KL6A181APAAL	5,428	KL6A181APASL	5,428	85
4	KL6A195APARE	6,603	KL6A195APAAL	5,771	KL6A195APASL	5,771	115
	KL6A235APARE	7,371	KL6A235APAAL	6,539	KL6A235APASL	6,539	124
	KL6A260APARE	7,635	KL6A260APAAL	6,803	KL6A260APASL	6,803	147
5	KL6A295APARE	8,717	KL6A295APAAL	7,939	KL6A295APASL	7,939	218
6	KL6A330APARE	9,115	KL6A330APAAL	8,658	KL6A330APASL	8,658	257
	KL6A390APARE	10,305	KL6A390APAAL	9,848	KL6A390APASL	9,848	262

1. Pre-Configuration Codes are used to show common Factory Mounted options. Pre-Configuration Codes are not available for every model. For specific model availability, see the respective Pre-Configuration pricing tables or contact your local sales representative.
2. EcoNet approved refrigerants are: R404A, R407A, R407C, R448A, R449A/B, R450A, R507A, R513A.
3. EcoNet Control Package includes: EEV; suction pressure transducer; suction, entering air coil temp. thermistors; local on-board two-row LCD display and push-button adjustments. (EcoNet replaces TXV, liquid line solenoid valve, room thermostat, defrost termination and fan delay, and time clock.)
4. Models with Pre-configured Mechanical Components (TXV, LLSV and Thermostat) are rated for +25°FSS/10°FTD (Air Defrost) and -20°FSS/10°FTD (Electric Defrost).

WALK-IN UNIT COOLERS



Next-Gen All-Temp Unit Coolers

Electric Defrost Configurable Base Models

Number of Fans	Dual Speed EC Motors - 208-230/1/60				Approx. Ship Weight (lbs)
	6 FPI		4 FPI		
	Model Number	List Price (\$US)	Model Number	List Price (\$US)	
1	KL6E035DDA	2,636	KL4E027DDA	2,531	41
	KL6E042DDA	2,932	KL4E032DDA	2,815	44
	KL6E049DDA	3,227	KL4E038DDA	3,098	47
2	KL6E066DDA	4,066	KL4E051DDA	3,903	52
	KL6E077DDA	4,278	KL4E064DDA	4,107	55
	KL6E090DDA	4,403	KL4E080DDA	4,227	58
	KL6E105DDA	5,158	-	-	62
3	KL6E121DDA	5,769	KL4E094DDA	5,538	78
	KL6E142DDA	6,582	KL4E110DDA	6,319	85
4	KL6E162DDA	7,719	KL4E125DDA	7,410	124
	KL6E182DDA	8,518	KL4E141DDA	8,177	147
5	KL6E200DDA	9,580	KL4E155DDA	9,197	195
6	KL6E244DDA	11,238	KL4E195DDA	10,788	238
	KL6E281DDA	12,443	KL4E230DDA	11,945	238

1. EC motors are rated for 50HZ operations. Dual speed motor operation employs a relay to control motor speed.
2. Reverse Connections (U) are available at No Charge. Reverse Connection models cannot be ordered with any factory mounted options.
3. Five (5) and six (6) fan electric defrost models are also available wired for 208-230/3/60.. EcoNet is not available on 208-230/3/60 Models.

“-” = Not Available

Electric Defrost Configurable Options

Number of Fans	Factory Mounted Options - List Price Adder (\$US)								
	TXV	EEV	EcoNet Control Package	KE2 Evaporator Defrost Control	LLSV	Mechanical Thermostat	Electronic Thermostat	Adjustable Termination Switch/Fan Delay	Insulated Drain Pan
1	423	1509	1941	4245	340	346	433	358	610
2	423	1509	1941	4245	340	346	433	358	771
3	423	1509	1941	4245	340	346	433	358	935
4	423	1509	1941	4245	340	346	433	358	1075
5	423	1509	1941	4245	394	346	433	358	1227
6	744	1509	1941	4245	394	346	433	358	1395

1. Shipped-Loose Accessories are found on Page 19
2. Alternative Housing, Coil Coating & Housing Coating options are available. Contact Application Engineering for coated housing or alternate coil coating. ElectroFin, Bronz-Glow and Heresite are available coating options.
3. Price Adder is for Electronic Expansion Valve (EEV) only. Controller not included and must be field supplied.
4. KE2 Evaporator Defrost Control requires a Liquid Line Solenoid Valve (LLSV).
5. LLS voltage must match the voltage applied to the motor.

For specific model DOE AWEF values in a given application, please refer to this product lines corresponding Sales/Marketing Brochure found on our website.

Next-Gen All-Temp Unit Coolers

Electric Defrost Pre-Configured¹ Models

Dual Speed EC Motors - 6 FPI - 208-230/1/60							Approx. Ship Weight (lbs)
Number of Fans	EcoNet Control Package ^{2,3}		Mounted Components (404) ⁴		Mounted Components (High-Glide) ⁴		
	Model Number	List Price (\$US)	Model Number	List Price (\$US)	Model Number	List Price (\$US)	
1	KL6E035DDARE	4,577	KL6E035DDAAL	3,745	KL6E035DDASL	3,745	41
	KL6E042DDARE	4,873	KL6E042DDAAL	4,041	KL6E042DDASL	4,041	44
	KL6E049DDARE	5,168	KL6E049DDAAL	4,336	KL6E049DDASL	4,336	47
2	KL6E066DDARE	6,007	KL6E066DDAAL	5,175	KL6E066DDASL	5,175	52
	KL6E077DDARE	6,219	KL6E077DDAAL	5,387	KL6E077DDASL	5,387	55
	KL6E090DDARE	6,344	KL6E090DDAAL	5,512	KL6E090DDASL	5,512	58
	KL6E105DDARE	7,099	KL6E105DDAAL	6,267	KL6E105DDASL	6,267	62
3	KL6E121DDARE	7,710	KL6E121DDAAL	6,878	KL6E121DDASL	6,878	78
	KL6E142DDARE	8,523	KL6E142DDAAL	7,691	KL6E142DDASL	7,691	85
4	KL6E162DDARE	9,660	KL6E162DDAAL	8,828	KL6E162DDASL	8,828	124
	KL6E182DDARE	10,459	KL6E182DDAAL	9,627	KL6E182DDASL	9,627	147
5	KL6E200DDARE	11,521	KL6E200DDAAL	10,743	KL6E200DDASL	10,743	195
6	KL6E244DDARE	13,179	KL6E244DDAAL	12,722	KL6E244DDASL	12,722	238
	KL6E281DDARE	14,384	KL6E281DDAAL	13,927	KL6E281DDASL	13,927	238

1. Pre-Configuration Codes are used to show common Factory Mounted options. Pre-Configuration Codes are not available for every model. For specific model availability, see the respective Pre-Configuration pricing tables or contact your local sales representative.
2. EcoNet approved refrigerants are: R404A, R407A, R407C, R448A, R449A/B, R450A, R507A, R513A.
3. EcoNet Control Package includes: EEV; suction pressure transducer; suction, entering air coil temp. thermistors; local on-board two-row LCD display and push-button adjustments. (EcoNet replaces TXV, liquid line solenoid valve, room thermostat, defrost termination and fan delay, and time clock.)
4. Models with Pre-configured Mechanical Components (TXV, LLSV and Thermostat) are rated for +25°FSST/10°FTD (Air Defrost) and -20°FSST/10°FTD (Electric Defrost).

For specific model DOE AWEF values in a given application, please refer to this product lines corresponding Sales/Marketing Brochure found on our website.

WALK-IN UNIT COOLERS



Next-Gen All-Temp Unit Coolers

Electric Defrost Base Models - Discontinued Models

Please note, the below models were discontinued in anticipation for the July 10th, 2020 DOE AWEF regulations. Limited Inventory is available. Refer to our websites Equipment Inventory tool or contact factory for current availability

Number of Fans	Single Speed EC Motors - 208-230/1/60				PSC Motors - 208-230/1/60				Approx. Ship Weight (lbs)
	6 FPI		4 FPI		6 FPI		4 FPI		
	Model Number	List Price (\$US)	Model Number	List Price (\$US)	Model Number	List Price (\$US)	Model Number	List Price (\$US)	
1	KL6E035DEA	2,636	KL4E027DEA	2,531	KL6E035DPA	2,265	KL4E027DPA	2,174	41
	KL6E042DEA	2,932	KL4E032DEA	2,815	KL6E042DPA	2,526	KL4E032DPA	2,425	44
	KL6E049DEA	3,227	KL4E038DEA	3,098	KL6E049DPA	2,824	KL4E038DPA	2,711	47
2	KL6E066DEA	4,066	KL4E051DEA	3,903	KL6E066DPA	3,282	KL4E051DPA	3,151	52
	KL6E077DEA	4,278	KL4E064DEA	4,107	KL6E077DPA	3,483	KL4E064DPA	3,344	55
	KL6E090DEA	4,403	KL4E080DEA	4,227	KL6E090DPA	3,648	KL4E080DPA	3,502	58
	KL6E105DEA	5,158	-	-	KL6E105DPA	4,257	-	-	62
3	KL6E121DEA	5,769	KL4E094DEA	5,538	KL6E121DPA	4,599	KL4E094DPA	4,415	78
	KL6E142DEA	6,582	KL4E110DEA	6,319	KL6E142DPA	5,406	KL4E110DPA	5,190	85
4	KL6E162DEA	7,719	KL4E125DEA	7,410	KL6E162DPA	6,154	KL4E125DPA	5,908	124
	KL6E182DEA	8,518	KL4E141DEA	8,177	KL6E182DPA	6,953	KL4E141DPA	6,675	147
5	KL6E200DEA	9,580	KL4E155DEA	9,197	KL6E200DPA	7,745	KL4E155DPA	7,435	195
6	KL6E244DEA	11,238	KL4E195DEA	10,788	KL6E244DPA	8,875	KL4E195DPA	8,520	238
	KL6E281DEA	12,443	KL4E230DEA	11,945	KL6E281DPA	10,113	KL4E230DPA	9,708	238

"-" = Not Available

Next-Gen All-Temp Unit Coolers

Electric Defrost Pre-Configured¹ Models

Please note, the below models were discontinued in anticipation for the July 10th, 2020 DOE AWEF regulations. Limited Inventory is available. Refer to our websites Equipment Inventory tool or contact factory for current availability

Number of Fans	PSC Motors - 6 FPI - 208-230/1/60						Approx. Ship Weight (lbs)
	EcoNet Control Package ^{2,3}		Mounted Components (404) ⁴		Mounted Components (High-Glide) ⁴		
	Model Number	List Price (\$US)	Model Number	List Price (\$US)	Model Number	List Price (\$US)	
1	KL6E035DPARE	4,206	KL6E035DPAAL	3,374	KL6E035DPASL	3,374	41
	KL6E042DPARE	4,467	KL6E042DPAAL	3,635	KL6E042DPASL	3,635	44
	KL6E049DPARE	4,765	KL6E049DPAAL	3,933	KL6E049DPASL	3,933	47
2	KL6E066DPARE	5,223	KL6E066DPAAL	4,391	KL6E066DPASL	4,391	52
	KL6E077DPARE	5,424	KL6E077DPAAL	4,592	KL6E077DPASL	4,592	55
	KL6E090DPARE	5,589	KL6E090DPAAL	4,757	KL6E090DPASL	4,757	58
	KL6E105DPARE	6,198	KL6E105DPAAL	5,366	KL6E105DPASL	5,366	62
3	KL6E121DPARE	6,540	KL6E121DPAAL	5,708	KL6E121DPASL	5,708	78
	KL6E142DPARE	7,347	KL6E142DPAAL	6,515	KL6E142DPASL	6,515	85
4	KL6E162DPARE	8,095	KL6E162DPAAL	7,263	KL6E162DPASL	7,263	124
	KL6E182DPARE	8,894	KL6E182DPAAL	8,062	KL6E182DPASL	8,062	147
5	KL6E200DPARE	9,686	KL6E200DPAAL	8,908	KL6E200DPASL	8,908	195
6	KL6E244DPARE	10,816	KL6E244DPAAL	10,359	KL6E244DPASL	10,359	238
	KL6E281DPARE	12,054	KL6E281DPAAL	11,597	KL6E281DPASL	11,597	238

1. Pre-Configuration Codes are used to show common Factory Mounted options. Pre-Configuration Codes are not available for every model. For specific model availability, see the respective Pre-Configuration pricing tables or contact your local sales representative.
2. EcoNet approved refrigerants are: R404A, R407A, R407C, R448A, R449A/B, R450A, R507A, R513A.
3. EcoNet Control Package includes: EEV; suction pressure transducer; suction, entering air coil temp. thermistors; local on-board two-row LCD display and push-button adjustments. (EcoNet replaces TXV, liquid line solenoid valve, room thermostat, defrost termination and fan delay, and time clock.)
4. Models with Pre-configured Mechanical Components (TXV, LLSV and Thermostat) are rated for +25°FSST/10°FTD (Air Defrost) and -20°FSST/10°FTD (Electric Defrost).

WALK-IN UNIT COOLERS



Next-Gen All-Temp Unit Coolers

Hot Gas Defrost - Reverse Cycle Configurable Base Models

Number of Fans	Dual Speed EC Motors - 115/1/60				Dual Speed EC Motors - 208-230/1/60				Approx. Ship Weight (lbs)
	6 FPI		4 FPI		6 FPI		4 FPI		
	Model Number	List Price (\$US)	Model Number	List Price (\$US)	Model Number	List Price (\$US)	Model Number	List Price (\$US)	
1	KL6G035ADA	2,566	KL4G027ADA	2,463	KL6G035DDA	2,625	KL4G027DDA	2,520	41
	KL6G042ADA	2,898	KL4G032ADA	2,782	KL6G042DDA	2,966	KL4G032DDA	2,847	44
	KL6G049ADA	3,271	KL4G038ADA	3,140	KL6G049DDA	3,348	KL4G038DDA	3,214	47
2	KL6G066ADA	3,927	KL4G051ADA	3,770	KL6G066DDA	4,179	KL4G051DDA	4,012	52
	KL6G077ADA	4,347	KL4G064ADA	4,173	KL6G077DDA	4,597	KL4G064DDA	4,413	55
	KL6G090ADA	4,607	KL4G080ADA	4,423	KL6G090DDA	4,917	KL4G080DDA	4,720	58
	KL6G105ADA	5,401	-	-	KL6G105DDA	5,712	-	-	62
3	KL6G121ADA	5,671	KL4G094ADA	5,444	KL6G121DDA	6,033	KL4G094DDA	5,792	78
	KL6G142ADA	6,638	KL4G110ADA	6,372	KL6G142DDA	6,876	KL4G110DDA	6,601	85
4	KL6G162ADA	7,372	KL4G125ADA	7,077	KL6G162DDA	7,836	KL4G125DDA	7,523	124
	KL6G182ADA	8,256	KL4G141ADA	7,926	KL6G182DDA	8,867	KL4G141DDA	8,512	147
5	KL6G200ADA	8,728	KL4G155ADA	8,379	KL6G200DDA	9,280	KL4G155DDA	8,909	195
6	KL6G244ADA	10,570	KL4G195ADA	10,147	KL6G244DDA	11,344	KL4G195DDA	10,890	238
	KL6G281ADA	11,771	KL4G230ADA	11,300	KL6G281DDA	12,700	KL4G230DDA	12,192	262

1. EC motors are rated for 50HZ operations. Dual speed motor operation employs a relay to control motor speed.
2. Hot Gas Defrost models feature an Electric Drain Pan Heater. Hot Gas Drain Pans are not available at this time.

Hot Gas Defrost Configurable Options

Number of Fans	Factory Mounted Options - List Price Adder (\$US)						
	TXV ³	EEV ⁴	LLSV ⁵	Mechanical Thermostat	Electronic Thermostat	Adjustable Termination Switch/Fan Delay	Insulated Drain Pan
1	423	1509	340	346	433	358	610
2	423	1509	340	346	433	358	771
3	423	1509	340	346	433	358	935
4	423	1509	340	346	433	358	1075
5	423	1509	394	346	433	358	1227
6	744	1509	394	346	433	358	1395

1. Shipped-Loose Accessories are found on Page 19
2. Alternative Housing, Coil Coating & Housing Coating options are available. Contact Application Engineering for coated housing or alternate coil coating. ElectroFin, Bronz-Glow and Heresite are available coating options.
3. If ordering a factory mounted TXV with a Hot Gas Defrost Reverse Cycle unit, a factory mounted LLSV must also be ordered. For this option selection, a check valve will also be included.
4. Price Adder is for Electronic Expansion Valve (EEV) only. Controller not included and must be field supplied.
5. LLS voltage must match the voltage applied to the motor.
6. Consult Factory for Factory Mounted Suction Check Valves

“-” = Not Available

For specific model DOE AWEF values in a given application, please refer to this product lines corresponding Sales/Marketing Brochure found on our website.

Next-Gen All-Temp Unit Coolers

Hot Gas Defrost - 3-Pipe Configurable Base Models

Number of Fans	Dual Speed EC Motors - 115/1/60				Dual Speed EC Motors - 208-230/1/60				Approx. Ship Weight (lbs)
	6 FPI		4 FPI		6 FPI		4 FPI		
	Model Number	List Price (\$US)	Model Number	List Price (\$US)	Model Number	List Price (\$US)	Model Number	List Price (\$US)	
1	KL6H035ADA	2,566	KL4H027ADA	2,463	KL6H035DDA	2,625	KL4H027DDA	2,520	41
	KL6H042ADA	2,898	KL4H032ADA	2,782	KL6H042DDA	2,966	KL4H032DDA	2,847	44
	KL6H049ADA	3,271	KL4H038ADA	3,140	KL6H049DDA	3,348	KL4H038DDA	3,214	47
2	KL6H066ADA	3,927	KL4H051ADA	3,770	KL6H066DDA	4,179	KL4H051DDA	4,012	52
	KL6H077ADA	4,347	KL4H064ADA	4,173	KL6H077DDA	4,597	KL4H064DDA	4,413	55
	KL6H090ADA	4,607	KL4H080ADA	4,423	KL6H090DDA	4,917	KL4H080DDA	4,720	58
	KL6H105ADA	5,401	-	-	KL6H105DDA	5,712	-	-	-
3	KL6H121ADA	5,671	KL4H094ADA	5,444	KL6H121DDA	6,033	KL4H094DDA	5,792	78
	KL6H142ADA	6,638	KL4H110ADA	6,372	KL6H142DDA	6,876	KL4H110DDA	6,601	85
4	KL6H162ADA	7,372	KL4H125ADA	7,077	KL6H162DDA	7,836	KL4H125DDA	7,523	124
	KL6H182ADA	8,256	KL4H141ADA	7,926	KL6H182DDA	8,867	KL4H141DDA	8,512	147
5	KL6H200ADA	8,728	KL4H155ADA	8,379	KL6H200DDA	9,280	KL4H155DDA	8,909	195
6	KL6H244ADA	10,570	KL4H195ADA	10,147	KL6H244DDA	11,344	KL4H195DDA	10,890	238
	KL6H281ADA	11,771	KL4H230ADA	11,300	KL6H281DDA	12,700	KL4H230DDA	12,192	262

1. EC motors are rated for 50HZ operations. Dual speed motor operation employs a relay to control motor speed.
2. Hot Gas Defrost models feature an Electric Drain Pan Heater. Hot Gas Drain Pans are not available at this time.

Hot Gas Defrost Configurable Options

Number of Fans	Factory Mounted Options - List Price Adder (\$US)							
	TXV	EEV ³	LLSV ⁴	Liquid TXV Bypass Check Valve	Mechanical Thermostat	Electronic Thermostat	Adjustable Termination Switch/Fan Delay	Insulated Drain Pan
1	423	1509	340	652	346	433	358	610
2	423	1509	340	652	346	433	358	771
3	423	1509	340	652	346	433	358	935
4	423	1509	340	652	346	433	358	1075
5	423	1509	394	652	346	433	358	1227
6	744	1509	394	652	346	433	358	1395

1. Shipped-Loose Accessories are found on Page 19
 2. Alternative Housing, Coil Coating & Housing Coating options are available. Contact Application Engineering for coated housing or alternate coil coating. ElectroFin, Bronz-Glow and Heresite are available coating options.
 3. Price Adder is for Electronic Expansion Valve (EEV) only. Controller not included and must be field supplied.
 4. LLS voltage must match the voltage applied to the motor.
 5. Consult Factory for Factory Mounted Suction Check Valves
- “-” = Not Available

For specific model DOE AWEF values in a given application, please refer to this product lines corresponding Sales/Marketing Brochure found on our website.

WALK-IN UNIT COOLERS



Next-Gen All-Temp Unit Coolers

Shipped-Loose Accessories

Controls & Thermostats

Option Name	Option Description	List Price (\$US)
EcoNet Command Center	EcoNet Command Center for EcoNet Enabled Unit Coolers	979
Mechanical Thermostat	Mechanical Thermostat: -30°F to + 100°F	319
Electronic Thermostat	Electronic Thermostat: -30°F to + 100°F	412

Valves

Option Name	Range	List Price (\$US)
Electronic Expansion Valve (EEV)	1 to 15 Tons	1142
Thermostatic Expansion Valve (TXV)	1/4 to 3 Tons	373
	4 to 9 Tons	478
Liquid Line Solenoid Valve (LLSV)	1/2 thru 3 HP	315
	4 thru 8 HP	353

Heat Exchangers

Part Number	Model Number	Length (in)	Liquid Line (in)	Suction Line (in)	List Price (\$US)
HX-25	105065001	12	1/4	1/2	176
HX-50	105065003	13	3/8	5/8	207
HX-75	105065004	14	3/8	7/8	284
HX-100	105065005	14	3/8	1-1/8	363
HX-150	105065006	14	1/2	1-1/8	419

Center Mount Unit Coolers

Center Mount unit coolers were engineered to meet performance regulations are designed for use in walk-in coolers and freezers with very low headroom clearance and are ideal for use in beer caves. Units mount flush to the ceiling to provide for extra storage space. The unit coolers feature two-way air flow to provide for even circulation and temperature, easy serviceability, can be used with multiple refrigerants, and are available in air and electric defrost models



STANDARD FEATURES

- Dual Speed EC Motors
- Extra low height — mounts flush to ceiling
- Two-way air flow for even air circulation and consistent temperature
- Electric Defrost models feature independantly defrosted coils for optimal defrost performance
- High efficiency fan guard design and deep draw venturi provide optimal air flow
- Sloped housing for efficient condensate draining
- Unique design allows for service in confined spaces
- Lightweight and durable embossed aluminum housing
- Dual Speed EC motors are compliant with California Title 24 regulations for single compressor systems



Center Mount Nomenclature:

K	E	6	A	041	A	D	A
Brand	Style	Fins Per Inch	Defrost Type	BTUH in Hundreds	Unit Voltage	Motor Type	Revision
K = Kramer	E = Center Mount	6 FPI 4 FPI	A = Air E = Electric		A = 115/1/60 D = 208-230/1/60	D - Dual Speed EC	

For specific model DOE AWEF values in a given application, please refer to this product lines corresponding Sales/Marketing Brochure found on our website.

WALK-IN UNIT COOLERS



Center Mount Unit Coolers

Air Defrost Configurable Base Models

Number of Fans	Dual Speed EC Motors - 6 FPI				Approx. Ship Weight (lbs)
	115/1/60		230-230/1/60		
	Model Number	List Price (\$US)	Model Number	List Price (\$US)	
1	KE6A041ADA	2,556	KE6A041DDA	2,685	190
2	KE6A070ADA	3,711	KE6A070DDA	3,875	210
	KE6A084ADA	4,069	KE6A084DDA	4,238	215
3	KE6A104ADA	4,442	KE6A104DDA	4,645	230
	KE6A128ADA	5,551	KE6A128DDA	5,763	240
4	KE6A141ADA	6,120	KE6A141DDA	6,365	280
	KE6A169ADA	7,048	KE6A169DDA	7,302	290
5	KE6A204ADA	7,688	KE6A204DDA	7,982	330
	KE6A258ADA	9,303	KE6A258DDA	10,564	340

1. EC motors are rated for 50HZ operations. Dual speed motor operation employs a relay to control motor speed.

Air Defrost Configurable Options

Number of Fans	Factory Mounted Options - List Price Adder (\$US)						
	TXV	EEV ³	EcoNet Control Package	LLSV ⁴	Mechanical Thermostat	Electronic Thermostat	Insulated Drain Pan
1	423	1509	1941	340	346	433	158
2	423	1509	1941	340	346	433	200
3	423	1509	1941	340	346	433	242
4	423	1509	1941	340	346	433	283
5	423	1509	1941	340	346	433	325

1. Shipped-Loose Accessories are found on Page 23

2. Alternative Housing, Coil Coating & Housing Coating options are available. Contact Application Engineering for coated housing or alternate coil coating. ElectroFin, Bronz-Glow and Heresite are available coating options.

3. Price Adder is for Electronic Expansion Valve (EEV) only. Controller not included and must be field supplied.

4. LLS voltage must match the voltage applied to the motor.

For specific model DOE AWEF values in a given application, please refer to this product lines corresponding Sales/Marketing Brochure found on our website.

Center Mount Unit Coolers

Electric Defrost Configurable Base Models

	Number of Fans	Dual Speed EC Motors 208-230/1/60		Approx. Ship Weight (lbs)	
		Model Number	List Price (\$US)		
		6 FPI			KE6E037DDA
KE6E045DDA	5,420			190	
2	KE6E075DDA			5,601	210
	KE6E089DDA			7,045	215
3	KE6E108DDA			7,648	230
	KE6E125DDA			7,739	240
4	KE6E137DDA			9,299	280
	KE6E182DDA			9,840	290
5	KE6E221DDA			11,719	330
	KE6E278DDA			13,156	340
4 FPI		1	KE4E037DDA	4,028	190
		2	KE4E075DDA	5,601	215
		3	KE4E107DDA	7,577	240
		4	KE4E149DDA	9,536	290
		5	KE4E186DDA	10,788	330
KE4E234DDA	12,408		340		

1. EC motors are rated for 50HZ operations. Dual speed motor operation employs a relay to control motor speed.

Electric Defrost Configurable Options

Number of Fans	Factory Mounted Options - List Price Adder (\$US)						
	TXV	EEV ³	EcoNet Control Package	LLSV ⁴	Mechanical Thermostat	Electronic Thermostat	Insulated Drain Pan
1	423	1509	1941	340	346	433	158
2	423	1509	1941	340	346	433	200
3	423	1509	1941	340	346	433	242
4	423	1509	1941	340	346	433	283
5	423	1509	1941	340	346	433	325

- 1. Shipped-Loose Accessories are found on Page 23
- 2. Alternative Housing, Coil Coating & Housing Coating options are available. Contact Application Engineering for coated housing or alternate coil coating. ElectroFin, Bronz-Glow and Heresite are available coating options.
- 3. Price Adder is for Electronic Expansion Valve (EEV) only. Controller not included and must be field supplied.
- 4. LLSV voltage must match the voltage applied to the motor.

For specific model DOE AWEF values in a given application, please refer to this product lines corresponding Sales/Marketing Brochure found on our website.

WALK-IN UNIT COOLERS



Center Mount Unit Coolers

Shipped-Loose Accessories

Controls & Thermostats

Option Name	Option Description	List Price (\$US)
EcoNet Command Center	EcoNet Command Center for EcoNet Enabled Unit Coolers	979
Mechanical Thermostat	Mechanical Thermostat: -30°F to + 100°F	319
Electronic Thermostat	Electronic Thermostat: -30°F to + 100°F	412

Valves

Option Name	Range	List Price (\$US)
Electronic Expansion Valve (EEV)	1 to 15 Tons	1142
Thermostatic Expansion Valve (TXV)	1/4 to 3 Tons	373
	4 to 9 Tons	478
Liquid Line Solenoid Valve (LLSV)	1/2 thru 3 HP	315
	4 thru 8 HP	353

Heat Exchangers

Part Number	Model Number	Length (in)	Liquid Line (in)	Suction Line (in)	List Price (\$US)
HX-25	105065001	12	1/4	1/2	176
HX-50	105065003	13	3/8	5/8	207
HX-75	105065004	14	3/8	7/8	284
HX-100	105065005	14	3/8	1-1/8	363
HX-150	105065006	14	1/2	1-1/8	419

For specific model DOE AWEF values in a given application, please refer to this product lines corresponding Sales/Marketing Brochure found on our website.

Low Velocity Center Mount Unit Coolers

Low Velocity Center Mount unit coolers mount flush to the ceiling to provide for extra storage space and were engineered to meet performance regulations. Units are ideal for florist boxes, produce storage, meat cutting, holding and packing rooms, and similar applications. Features include two-way air flow to provide for even circulation and temperature, easy serviceability, can be used with multiple refrigerants, and are available in air and electric defrost models.



STANDARD FEATURES

- Dual Speed EC Motors
- Extra low height — mounts flush to ceiling
- Two-way air flow for even air circulation and consistent temperature
- Electric Defrost models feature independantly defrosted coils for optimal defrost performance
- High efficiency fan guard design and deep draw venturi provide optimal air flow
- Sloped housing for efficient condensate draining
- Unique design allows for service in confined spaces
- Lightweight and durable embossed aluminum housing
- Dual Speed EC motors are compliant with California Title 24 regulations for single compressor systems



Low Velocity Center Mount Nomenclature:

K	V	6	A	043	A	D	A
Brand	Style	Fins Per Inch	Defrost Type	BTUH in Hundreds	Unit Voltage	Motor Type	Revision
K = Kramer	V = Low Velocity Center Mount	6 FPI	A = Air E = Electric		A = 115/1/60 D = 208-230/1/60	D - Dual Speed EC	

For specific model DOE AWEF values in a given application, please refer to this product lines corresponding Sales/Marketing Brochure found on our website.

WALK-IN UNIT COOLERS



Low Velocity Center Mount Unit Coolers

Configurable Base Models

Dual Speed EC Motors - 6 FPI							Approx. Ship Weight (lbs)
Number of Fans	Air Defrost				Electric Defrost		
	115/1/60		230-230/1/60		208-230/1/60		
	Model Number	List Price (\$US)	Model Number	List Price (\$US)	Model Number	List Price (\$US)	
1	KV6A043ADA	3,959	KV6A043DDA	4,117	KV6E043DDA	4,559	195
2	KV6A053ADA	4,101	KV6A053DDA	4,265	KV6E053DDA	4,785	195
	KV6A085ADA	4,777	KV6A085DDA	4,968	KV6E085DDA	5,599	215
3	KV6A106ADA	5,857	KV6A106DDA	6,092	KV6E106DDA	6,770	215
	KV6A129ADA	6,800	KV6A129DDA	7,072	KV6E129DDA	7,948	235
4	KV6A158ADA	7,629	KV6A158DDA	7,935	KV6E158DDA	8,878	235
	KV6A176ADA	9,298	KV6A176DDA	9,670	KV6E176DDA	10,874	285
5	KV6A218ADA	10,514	KV6A218DDA	10,934	KV6E218DDA	12,226	285
	KV6A271ADA	11,530	KV6A271DDA	11,991	KV6E271DDA	13,620	340

1. EC motors are rated for 50HZ operations. Dual speed motor operation employs a relay to control motor speed.

Configurable Options

Number of Fans	Factory Mounted Options - List Price Adder (\$US)						
	TXV	EEV ³	EcoNet Control Package	LLSV ⁴	Mechanical Thermostat	Electronic Thermostat	Insulated Drain Pan
1	423	1509	1941	340	346	433	158
2	423	1509	1941	340	346	433	200
3	423	1509	1941	340	346	433	242
4	423	1509	1941	340	346	433	283
5	423	1509	1941	340	346	433	325

1. Shipped-Loose Accessories are found on Page 26

2. Alternative Housing, Coil Coating & Housing Coating options are available. Contact Application Engineering for coated housing or alternate coil coating. ElectroFin, Bronz-Glow and Heresite are available coating options.

3. Price Adder is for Electronic Expansion Valve (EEV) only. Controller not included and must be field supplied.

4. LLS voltage must match the voltage applied to the motor.

For specific model DOE AWEF values in a given application, please refer to this product lines corresponding Sales/Marketing Brochure found on our website.

Low Velocity Center Mount Unit Coolers**Shipped-Loose Accessories****Controls & Thermostats**

Option Name	Option Description	List Price (\$US)
EcoNet Command Center	EcoNet Command Center for EcoNet Enabled Unit Coolers	979
Mechanical Thermostat	Mechanical Thermostat: -30°F to + 100°F	319
Electronic Thermostat	Electronic Thermostat: -30°F to + 100°F	412

Valves

Option Name	Range	List Price (\$US)
Electronic Expansion Valve (EEV)	1 to 15 Tons	1142
Thermostatic Expansion Valve (TXV)	1/4 to 3 Tons	373
	4 to 9 Tons	478
Liquid Line Solenoid Valve (LLSV)	1/2 thru 3 HP	315
	4 thru 8 HP	353

Heat Exchangers

Part Number	Model Number	Length (in)	Liquid Line (in)	Suction Line (in)	List Price (\$US)
HX-25	105065001	12	1/4	1/2	176
HX-50	105065003	13	3/8	5/8	207
HX-75	105065004	14	3/8	7/8	284
HX-100	105065005	14	3/8	1-1/8	363
HX-150	105065006	14	1/2	1-1/8	419


For specific model DOE AWEF values in a given application, please refer to this product lines corresponding Sales/Marketing Brochure found on our website.

WALK-IN UNIT COOLERS



Medium Profile Unit Coolers

Medium Profile Unit Coolers were engineered to meet performance regulations and are the perfect evaporator solution for medium to large walk-in coolers and freezers. The units feature rail-mount motors, high efficiency fan and venturi designs, enhanced surface coil tubing, easily removable fan guards and modular fan panels, face mounted defrost heaters, hinged drain pans and are optimized for multiple refrigerants.



Available with air, electric or hot gas defrost.

STANDARD FEATURES



- Rail-mounted, energy-efficient dual speed EC motors
- Enhanced copper tube and aluminum fin coil construction
- High efficiency fan and deep draw venturi for optimal air flow
- Slide out end panels
- Easily removable fan guards and modular fan panels
- Hinged drain pan
- Face mounted defrost heaters for optimal performance and easy service access
- Embossed aluminum housing
- Dual Speed EC motors are compliant with California Title 24 regulations for single compressor systems

Medium Profile Nomenclature:

K	M	6	E	153	D	D	A
Brand	Style	Fins Per Inch	Defrost Type	BTUH in Hundreds	Unit Voltage	Motor Type	Revision
K = Kramer	M = Medium Profile	6 FPI 4 FPI	A = Air E = Electric H = Hot Gas 3-Pipe G - Hot Gas Reverse T - Thermo-Bank*		A = 115/1/60 D = 208-230/1/60 E - 208-230/3/60 F - 460/1/60 G - 460/3/60	D - Dual Speed EC	

* Contact Factory for ThermoBank Pricing

For specific model DOE AWEF values in a given application, please refer to this product lines corresponding Sales/Marketing Brochure found on our website.

Medium Profile Unit Coolers

Air Defrost Configurable Base Models

	Number of Fans	Dual Speed EC Motors						Approx. Ship Weight (lbs)
		115/1/60		208-230/1/60		460/1/60		
		Model Number	List Price (\$US)	Model Number	List Price (\$US)	Model Number	List Price (\$US)	
C.P.I.	1	KM6A182ADA	6,404	KM6A182DDA	6,533	KM6A182FDA	6,917	330
		KM6A220ADA	7,728	KM6A220DDA	7,883	KM6A220FDA	8,347	330
	2	KM6A276ADA	10,865	KM6A276DDA	11,083	KM6A276FDA	11,735	505
		KM6A370ADA	13,734	KM6A370DDA	14,009	KM6A370FDA	14,833	505
		KM6A442ADA	15,931	KM6A442DDA	16,250	KM6A442FDA	17,206	505
	3	KM6A549ADA	19,334	KM6A549DDA	19,721	KM6A549FDA	20,881	691
KM6A658ADA		20,366	KM6A658DDA	20,774	KM6A658FDA	21,996	691	

1. EC motors are rated for 50HZ operations. Dual speed motor operation employs a relay to control motor speed.

Air Defrost Configurable Options

Number of Fans	Factory Mounted Options - List Price Adder (\$US)						
	TXV	EEV ³	EcoNet Control Package	LLSV	Mechanical Thermostat	Electronic Thermostat	Insulated Drain Pan
1	423	1509	2570	651	346	433	470
2	744	1509	2570	651	346	433	774
3	744	1509	2570	811	346	433	1034

1. Shipped-Loose Accessories are found on Page 32

2. Alternative Cabinets (Painted or Stainless Steel) and Coil Coating (RussProof, Bronz-Glow & Electrofin) options are available. Contact Application Engineering, or a Sales Representative, if you are interested in these options.

3. Price Adder is for Electronic Expansion Valve (EEV) only. Controller not included and must be field supplied.

For specific model DOE AWEF values in a given application, please refer to this product lines corresponding Sales/Marketing Brochure found on our website.

WALK-IN UNIT COOLERS



Medium Profile Unit Coolers

Electric Defrost Configurable Base Models

Number of Fans		Dual Speed EC Motors								Approx. Ship Weight (lbs)
		208-230/1/60		208-230/3/60		460/1/60		460/3/60		
		Model Number	List Price (\$US)	Model Number	List Price (\$US)	Model Number	List Price (\$US)	Model Number	List Price (\$US)	
6 FPI	1	KM6E153DDA	8,185	KM6E153EDA	8,267	KM6E153FDA	8,846	RM6E153GDA	8,929	330
		KM6E184DDA	10,692	KM6E184EDA	10,799	KM6E184FDA	11,555	RM6E184GDA	11,663	330
	2	KM6E311DDA	13,429	KM6E311EDA	13,564	KM6E311FDA	14,514	RM6E311GDA	14,650	505
		KM6E374DDA	17,323	KM6E374EDA	17,497	KM6E374FDA	18,722	RM6E374GDA	18,897	505
	3	-	-	KM6E469EDA	19,821	KM6E469FDA	21,209	RM6E469GDA	21,407	691
		-	-	KM6E564EDA	21,722	KM6E564FDA	23,243	RM6E564GDA	23,460	691
4 FPI	1	KM4E110DDA	7,858	KM4E110EDA	7,937	KM4E110FDA	8,493	RM4E110GDA	8,572	330
		KM4E143DDA	10,265	KM4E143EDA	10,368	KM4E143FDA	11,094	RM4E143GDA	11,198	330
	2	KM4E232DDA	12,892	KM4E232EDA	13,022	KM4E232FDA	13,934	RM4E232GDA	14,064	505
		KM4E288DDA	16,631	KM4E288EDA	16,798	KM4E288FDA	17,974	RM4E288GDA	18,142	505
	3	-	-	KM4E336EDA	19,029	KM4E336FDA	20,362	RM4E336GDA	20,552	691
		-	-	KM4E419EDA	20,854	KM4E419FDA	22,314	RM4E419GDA	22,523	691

1. EC motors are rated for 50HZ operations. Dual speed motor operation employs a relay to control motor speed.

“-” = Not Available

Electric Defrost Configurable Options

Number of Fans	Factory Mounted Options - List Price Adder (\$US)							
	TXV	EEV ³	EcoNet Control Package	LLSV	Mechanical Thermostat	Electronic Thermostat	Adjustable Defrost Control / Fan Delay Switch	Insulated Drain Pan
1	423	1509	2570	651	346	433	358	470
2	744	1509	2570	651	346	433	358	774
3	744	1509	2570	811	346	433	358	1034

1. Shipped-Loose Accessories are found on Page 32

2. Alternative Cabinets (Painted or Stainless Steel) and Coil Coating (RussProof, Bronz-Glow & Electrofin) options are available. Contact Application Engineering, or a Sales Representative, if you are interested in these options.

3. Price Adder is for Electronic Expansion Valve (EEV) only. Controller not included and must be field supplied.

For specific model DOE AWEF values in a given application, please refer to this product lines corresponding Sales/Marketing Brochure found on our website.

Medium Profile Unit Coolers

Hot Gas Defrost - Reverse Cycle Configurable Base Models

Number of Fans		Dual Speed EC Motors								Approx. Ship Weight (lbs)
		208-230/1/60		208-230/3/60		460/1/60		460/3/60		
		Model Number	List Price (\$US)	Model Number	List Price (\$US)	Model Number	List Price (\$US)	Model Number	List Price (\$US)	
6 FPI	1	KM6G153DDA	11,504	KM6G153EDA	11,620	KM6G153FDA	12,434	KM6G153GDA	12,550	330
		KM6G184DDA	12,006	KM6G184EDA	12,127	KM6G184FDA	12,976	KM6G184GDA	13,098	330
	2	KM6G311DDA	16,929	KM6G311EDA	17,100	KM6G311FDA	18,297	KM6G311GDA	18,468	505
		KM6G374DDA	18,026	KM6G374EDA	18,208	KM6G374FDA	19,483	KM6G374GDA	19,665	505
	3	KM6G469DDA	22,326	KM6G469EDA	22,551	KM6G469FDA	24,130	KM6G469GDA	24,356	691
		KM6G564DDA	24,197	KM6G564EDA	24,441	KM6G564FDA	26,152	KM6G564GDA	26,397	691
4 FPI	1	KM4G110DDA	11,045	KM4G110EDA	11,156	KM4G110FDA	11,937	KM4G110GDA	12,049	330
		KM4G143DDA	11,526	KM4G143EDA	11,642	KM4G143FDA	12,457	KM4G143GDA	12,574	330
	2	KM4G232DDA	16,252	KM4G232EDA	16,416	KM4G232FDA	17,566	KM4G232GDA	17,730	505
		KM4G288DDA	17,306	KM4G288EDA	17,480	KM4G288FDA	18,704	KM4G288GDA	18,879	505
	3	KM4G336DDA	21,433	KM4G336EDA	21,649	KM4G336FDA	23,165	KM4G336GDA	23,381	691
		KM4G419DDA	23,230	KM4G419EDA	23,464	KM4G419FDA	25,107	KM4G419GDA	25,342	691

1. EC motors are rated for 50HZ operations. Dual speed motor operation employs a relay to control motor speed.
2. Hot Gas Defrost Models feature an Electric Drain Pan Heater

Hot Gas Defrost Configurable Options

Number of Fans	Factory Mounted Options - List Price Adder (\$US)						
	TXV ³	EEV ⁴	LLSV	Mechanical Thermostat	Electronic Thermostat	Adjustable Defrost Control / Fan Delay Switch	Insulated Drain Pan
1	423	1509	651	346	433	358	470
2	744	1509	651	346	433	358	774
3	744	1509	811	346	433	358	1034

1. Shipped-Loose Accessories are found on Page 32
2. Alternative Cabinets (Painted or Stainless Steel) and Coil Coating (RussProof, Bronz-Glow & Electrofin) options are available. Contact Application Engineering, or a Sales Representative, if you are interested in these options.
3. If ordering a factory mounted TXV with a Hot Gas Defrost Reverse Cycle unit, a factory mounted LLSV must also be ordered. For this option selection, a check valve will also be included.
4. Price Adder is for Electronic Expansion Valve (EEV) only. Controller not included and must be field supplied.

For specific model DOE AWEF values in a given application, please refer to this product lines corresponding Sales/Marketing Brochure found on our website.

WALK-IN UNIT COOLERS



Medium Profile Unit Coolers

Hot Gas Defrost - 3-Pipe Configurable Base Models

Number of Fans		Dual Speed EC Motors								Approx. Ship Weight (lbs)
		208-230/1/60		208-230/3/60		460/1/60		460/3/60		
		Model Number	List Price (\$US)	Model Number	List Price (\$US)	Model Number	List Price (\$US)	Model Number	List Price (\$US)	
6 FPI	1	KM6H153DDA	11,504	KM6H153EDA	11,620	KM6H153FDA	12,434	KM6H153GDA	12,550	330
		KM6H184DDA	12,006	KM6H184EDA	12,127	KM6H184FDA	12,976	KM6H184GDA	13,098	330
	2	KM6H311DDA	16,929	KM6H311EDA	17,100	KM6H311FDA	18,297	KM6H311GDA	18,468	505
		KM6H374DDA	18,026	KM6H374EDA	18,208	KM6H374FDA	19,483	KM6H374GDA	19,665	505
	3	KM6H469DDA	22,326	KM6H469EDA	22,551	KM6H469FDA	24,130	KM6H469GDA	24,356	691
		KM6H564DDA	24,197	KM6H564EDA	24,441	KM6H564FDA	26,152	KM6H564GDA	26,397	691
4 FPI	1	KM4H110DDA	11,045	KM4H110EDA	11,156	KM4H110FDA	11,937	KM4H110GDA	12,049	330
		KM4H143DDA	11,526	KM4H143EDA	11,642	KM4H143FDA	12,457	KM4H143GDA	12,574	330
	2	KM4H232DDA	16,252	KM4H232EDA	16,416	KM4H232FDA	17,566	KM4H232GDA	17,730	505
		KM4H288DDA	17,306	KM4H288EDA	17,480	KM4H288FDA	18,704	KM4H288GDA	18,879	505
	3	KM4H336DDA	21,433	KM4H336EDA	21,649	KM4H336FDA	23,165	KM4H336GDA	23,381	691
		KM4H419DDA	23,230	KM4H419EDA	23,464	KM4H419FDA	25,107	KM4H419GDA	25,342	691

1. EC motors are rated for 50HZ operations. Dual speed motor operation employs a relay to control motor speed.
2. Hot Gas Defrost Models feature an Electric Drain Pan Heater

Hot Gas Defrost Configurable Options

Number of Fans	Factory Mounted Options - List Price Adder (\$US)						
	TXV	EEV ³	LLSV	Mechanical Thermostat	Electronic Thermostat	Adjustable Defrost Control / Fan Delay Switch	Insulated Drain Pan
1	423	1509	651	346	433	358	470
2	744	1509	651	346	433	358	774
3	744	1509	811	346	433	358	1034

1. Shipped-Loose Accessories are found on Page 32
2. Alternative Cabinets (Painted or Stainless Steel) and Coil Coating (RussProof, Bronz-Glow & Electrofin) options are available. Contact Application Engineering, or a Sales Representative, if you are interested in these options.
3. Price Adder is for Electronic Expansion Valve (EEV) only. Controller not included and must be field supplied.

For specific model DOE AWEF values in a given application, please refer to this product lines corresponding Sales/Marketing Brochure found on our website.

Medium Profile Unit Coolers**Shipped-Loose Accessories****Controls & Thermostats**

Option Name	Option Description	List Price (\$US)
EcoNet Command Center	EcoNet Command Center for EcoNet Enabled Unit Coolers	979
Mechanical Thermostat	Mechanical Thermostat: -30°F to + 100°F	319
Electronic Thermostat	Electronic Thermostat: -30°F to + 100°F	412

Valves

Option Name	Range	List Price (\$US)
Electronic Expansion Valve (EEV)	1 to 15 Tons	1142
Thermostatic Expansion Valve (TXV)	1/4 to 3 Tons	373
	4 to 9 Tons	478
Liquid Line Solenoid Valve (LLSV)	1/2 thru 3 HP	315
	4 thru 8 HP	353
	9 thru 10 HP	511
	12 thru 15 HP	629

Heat Exchangers


Part Number	Model Number	Length (in)	Liquid Line (in)	Suction Line (in)	List Price (\$US)
HX-25	105065001	12	1/4	1/2	176
HX-50	105065003	13	3/8	5/8	207
HX-75	105065004	14	3/8	7/8	284
HX-100	105065005	14	3/8	1-1/8	363
HX-150	105065006	14	1/2	1-1/8	419
HX-250	105065007	14	5/8	1-3/8	579
HX-350	105065008	16	5/8	1-5/8	594

WALK-IN UNIT COOLERS



Heavy Duty Unit Coolers

Heavy Duty Unit Coolers are the ideal evaporator for medium and large walk-in coolers and freezers. Designed with efficiency, performance and service in mind, the Heavy Duty units were engineered to meet performance regulations and feature energy-efficient rail-mount Dual Speed EC Motors. All units have several enhanced service features including rail-mount motors, new high efficiency fan and venturi designs, enhanced surface coil tubing, easily removable fan guards and modular fan panels, face mount defrost heaters, hinged drain pans and shipping pallets designed to facilitate easy installation. One through four fan models are available with air, electric or hot gas defrost.



STANDARD FEATURES

- Rail-mounted, energy-efficient dual speed EC motors
- Enhanced copper tube and aluminum fin coil construction
- High efficiency deep draw venturi for optimal air flow
- Slide out end panels
- Easily removable fan guards and modular fan panels
- Hinged drain pan
- Face mounted defrost heaters for optimal performance and easy service access
- Embossed aluminum housing
- Dual Speed EC motors are compliant with California Title 24 regulations for single compressor systems

Heavy Duty Nomenclature:

K	H	G	E	109	D	D	A
Brand	Style	Fins Per Inch	Defrost Type	BTUH in Thousands	Unit Voltage	Motor Type	Revision
K = Kramer	H = Heavy Duty Y = Reverse Connections	6 FPI 4 FPI	A = Air E = Electric H = Hot Gas 3-Pipe w/ Electric Drain Pan K = Hot Gas 3-Pipe w/ Hot Gas Drain Pan G - Hot Gas Reverse w/ Electric Drain Pan L - Hot Gas Reverse w/ Hot Gas Drain Pan T - ThermoBank		D = 208-230/1/60 E - 208-230/3/60 F - 460/1/60 G - 460/3/60	D - Dual Speed EC	

* Contact Factory for ThermoBank Pricing

For specific model DOE AWEF values in a given application, please refer to this product lines corresponding Sales/Marketing Brochure found on our website.

Heavy Duty Unit Coolers

Air Defrost Configurable Base Models

Number of Fans	Dual Speed EC Motors				Approx. Ship Weight (lbs)
	208-230/1/60		460/1/60		
	Model Number	List Price (\$US)	Model Number	List Price (\$US)	
1	KH6A031DDA	15,915	KH6A031FDA	16,233	470
	KH6A043DDA	17,481	KH6A043FDA	17,831	470
	KH6A052DDA	18,321	KH6A052FDA	18,687	470
2	KH6A063DDA	20,417	KH6A063FDA	20,825	730
	KH6A087DDA	26,713	KH6A087FDA	27,247	730
	KH6A105DDA	29,978	KH6A105FDA	30,578	730
3	KH6A132DDA	32,000	KH6A132FDA	32,640	1000
	KH6A156DDA	42,875	KH6A156FDA	43,733	1000
4	KH6A175DDA	49,781	KH6A175FDA	50,777	1130
	KH6A209DDA	55,381	KH6A209FDA	56,489	1130

1. EC motors are rated for 50HZ operations. Dual speed motor operation employs a relay to control motor speed.

Air Defrost Configurable Options

Number of Fans	Factory Mounted Options - List Price Adder (\$US)						
	TXV	EEV ³	EcoNet Control Package ⁴	LLSV	Mechanical Thermostat	Electronic Thermostat	Insulated Drain Pan
1	744	1509	5019	651	346	433	691
2	1228	1509	5019	811	346	433	920
3	1228	2007	5019	811	346	433	1185
4	1228	2007	5019	931	346	433	1360

1. Shipped-Loose Accessories are found on Page 38

2. Alternative Cabinets (Painted or Stainless Steel) and Coil Coating (RussProof, Bronz-Glow & Electrofin) options are available. Contact Application Engineering, or a Sales Representative, if you are interested in these options.

3. Price Adder is for Electronic Expansion Valve (EEV) only. Controller not included and must be field supplied.

4. Heavy Duty Unit Coolers with EcoNet will also have a Thru-the-Door Disconnect

For specific model DOE AWEF values in a given application, please refer to this product lines corresponding Sales/Marketing Brochure found on our website.

WALK-IN UNIT COOLERS



Heavy Duty Unit Coolers

Electric Defrost Configurable Base Models

	Number of Fans	Dual Speed EC Motor				Approx. Ship Weight (lbs)	
		208-230/3/60		460/3/60			
		Model Number	List Price (\$US)	Model Number	List Price (\$US)		
6 FPI	1	KH6E033EDA	18,079	KH6E033GDA	18,441	470	
		KH6E044EDA	21,585	KH6E044GDA	22,017	470	
		KH6E053EDA	23,339	KH6E053GDA	23,806	470	
	2	KH6E066EDA	28,091	KH6E066GDA	28,653	730	
		KH6E089EDA	36,062	KH6E089GDA	36,783	730	
		KH6E109EDA	42,992	KH6E109GDA	43,852	730	
	3	KH6E134EDA	47,670	KH6E134GDA	48,623	1000	
		KH6E163EDA	62,468	KH6E163GDA	63,717	1000	
	4	KH6E199EDA	71,727	KH6E199GDA	73,162	1130	
	4 FPI	1	KH4E035EDA	20,722	KH4E035GDA	21,136	470
			KH4E044EDA	22,405	KH4E044GDA	22,853	470
		2	KH4E071EDA	34,620	KH4E071GDA	35,312	730
KH4E087EDA			41,272	KH4E087GDA	42,097	730	
3		KH4E107EDA	45,763	KH4E107GDA	46,678	1000	
		KH4E131EDA	59,969	KH4E131GDA	61,168	1000	
4		KH4E167EDA	68,858	KH4E167GDA	70,235	1130	

1. EC motors are rated for 50HZ operations. Dual speed motor operation employs a relay to control motor speed.

Electric Defrost Configurable Options

Number of Fans	Factory Mounted Options - List Price Adder (\$US)							
	TXV	EEV ³	EcoNet Control Package ⁴	LLSV	Mechanical Thermostat	Electronic Thermostat	Adjustable Defrost Control / Fan Delay Switch	Insulated Drain Pan
1	744	1509	5019	651	346	433	358	691
2	1228	1509	5019	811	346	433	358	920
3	1228	2007	5019	811	346	433	358	1185
4	1228	2007	5019	931	346	433	358	1360

1. Shipped-Loose Accessories are found on Page 38

2. Alternative Cabinets (Painted or Stainless Steel) and Coil Coating (RussProof, Bronz-Glow & Electrofin) options are available. Contact Application Engineering, or a Sales Representative, if you are interested in these options.

3. Price Adder is for Electronic Expansion Valve (EEV) only. Controller not included and must be field supplied.

4. Heavy Duty Unit Coolers with EcoNet will also have a Thru-the-Door Disconnect

For specific model DOE AWEF values in a given application, please refer to this product lines corresponding Sales/Marketing Brochure found on our website.

Heavy Duty Unit Coolers

Hot Gas Defrost - Reverse Cycle Configurable Base Models

Number of Fans		Dual Speed EC Motors								Approx. Ship Weight (lbs)	
		Electric Drain Pan Heater				Hot Gas Drain Pan Heater					
		208-230/1/60		460/1/60		208-230/1/60		460/1/60			
		Model Number	List Price (\$US)	Model Number	List Price (\$US)	Model Number	List Price (\$US)	Model Number	List Price (\$US)		
6 FPI	1	KH6G033DDA	17,898	KH6G033FDA	18,257	KH6L033DDA	18,166	KH6L033FDA	18,531	470	
		KH6G044DDA	21,369	KH6G044FDA	21,797	KH6L044DDA	21,690	KH6L044FDA	22,124	470	
		KH6G053DDA	23,106	KH6G053FDA	23,568	KH6L053DDA	23,453	KH6L053FDA	23,922	470	
	2	KH6G066DDA	27,810	KH6G066FDA	28,366	KH6L066DDA	28,227	KH6L066FDA	28,791	730	
		KH6G089DDA	35,701	KH6G089FDA	36,415	KH6L089DDA	36,237	KH6L089FDA	36,961	730	
		KH6G109DDA	42,562	KH6G109FDA	43,413	KH6L109DDA	43,200	KH6L109FDA	44,064	730	
	3	KH6G134DDA	47,193	KH6G134FDA	48,137	KH6L134DDA	47,901	KH6L134FDA	48,859	1000	
		KH6G163DDA	61,843	KH6G163FDA	63,080	KH6L163DDA	62,771	KH6L163FDA	64,026	1000	
	4	KH6G199DDA	71,010	KH6G199FDA	72,430	KH6L199DDA	72,075	KH6L199FDA	73,516	1130	
	4 FPI	1	KH4G035DDA	20,515	KH4G035FDA	20,925	KH4L035DDA	20,823	KH4L035FDA	21,239	470
			KH4G044DDA	22,181	KH4G044FDA	22,624	KH4L044DDA	22,514	KH4L044FDA	22,963	470
		2	KH4G071DDA	34,274	KH4G071FDA	34,959	KH4L071DDA	34,788	KH4L071FDA	35,483	730
KH4G087DDA			40,859	KH4G087FDA	41,676	KH4L087DDA	41,472	KH4L087FDA	42,301	730	
3		KH4G107DDA	45,305	KH4G107FDA	46,211	KH4L107DDA	45,985	KH4L107FDA	46,904	1000	
		KH4G131DDA	59,369	KH4G131FDA	60,556	KH4L131DDA	60,260	KH4L131FDA	61,464	1000	
4		KH4G167DDA	68,169	KH4G167FDA	69,533	KH4L167DDA	69,192	KH4L167FDA	70,576	1130	

1. EC motors are rated for 50HZ operations. Dual speed motor operation employs a relay to control motor speed.

Hot Gas Defrost - Reverse Cycle Configurable Options

Number of Fans	Factory Mounted Options - List Price Adder (\$US)					
	TXV, LLSV and Check Valve ³	EEV ⁴	Mechanical Thermostat	Electronic Thermostat	Adjustable Defrost Control / Fan Delay Switch	Insulated Drain Pan
1	2011	1509	346	433	358	691
2	2655	1509	346	433	358	920
3	2655	2007	346	433	358	1185
4	2775	2007	346	433	358	1360

1. Shipped-Loose Accessories are found on Page 38

2. Alternative Cabinets (Painted or Stainless Steel) and Coil Coating (RussProof, Bronz-Glow & Electrofin) options are available. Contact Application Engineering, or a Sales Representative, if you are interested in these options.

3. If ordering a factory mounted TXV with a Hot Gas Defrost Reverse Cycle unit, a factory mounted LLSV and Check Valve must also be ordered.

4. Price Adder is for Electronic Expansion Valve (EEV) only. Controller not included and must be field supplied.

For specific model DOE AWEF values in a given application, please refer to this product lines corresponding Sales/Marketing Brochure found on our website.

WALK-IN UNIT COOLERS



Heavy Duty Unit Coolers

Hot Gas Defrost - 3-Pipe Configurable Base Models

Number of Fans		Dual Speed EC Motors								Approx. Ship Weight (lbs)	
		Electric Drain Pan Heater				Hot Gas Drain Pan Heater					
		208-230/1/60		460/1/60		208-230/1/60		460/1/60			
		Model Number	List Price (\$US)	Model Number	List Price (\$US)	Model Number	List Price (\$US)	Model Number	List Price (\$US)		
6 FPI	1	KH6H033DDA	17,898	KH6H033FDA	18,257	KH6K033DDA	18,166	KH6K033FDA	18,531	470	
		KH6H044DDA	21,369	KH6H044FDA	21,797	KH6K044DDA	21,690	KH6K044FDA	22,124	470	
		KH6H053DDA	23,106	KH6H053FDA	23,568	KH6K053DDA	23,453	KH6K053FDA	23,922	470	
	2	KH6H066DDA	27,810	KH6H066FDA	28,366	KH6K066DDA	28,227	KH6K066FDA	28,791	730	
		KH6H089DDA	35,701	KH6H089FDA	36,415	KH6K089DDA	36,237	KH6K089FDA	36,961	730	
		KH6H109DDA	42,562	KH6H109FDA	43,413	KH6K109DDA	43,200	KH6K109FDA	44,064	730	
	3	KH6H134DDA	47,193	KH6H134FDA	48,137	KH6K134DDA	47,901	KH6K134FDA	48,859	1000	
		KH6H163DDA	61,843	KH6H163FDA	63,080	KH6K163DDA	62,771	KH6K163FDA	64,026	1000	
	4	KH6H199DDA	71,010	KH6H199FDA	72,430	KH6K199DDA	72,075	KH6K199FDA	73,516	1130	
	4 FPI	1	KH4H035DDA	20,515	KH4H035FDA	20,925	KH4K035DDA	20,823	KH4K035FDA	21,239	470
			KH4H044DDA	22,181	KH4H044FDA	22,624	KH4K044DDA	22,514	KH4K044FDA	22,963	470
		2	KH4H071DDA	34,274	KH4H071FDA	34,959	KH4K071DDA	34,788	KH4K071FDA	35,483	730
KH4H087DDA			40,859	KH4H087FDA	41,676	KH4K087DDA	41,472	KH4K087FDA	42,301	730	
3		KH4H107DDA	45,305	KH4H107FDA	46,211	KH4K107DDA	45,985	KH4K107FDA	46,904	1000	
		KH4H131DDA	59,369	KH4H131FDA	60,556	KH4K131DDA	60,260	KH4K131FDA	61,464	1000	
4		KH4H167DDA	68,169	KH4H167FDA	69,533	KH4K167DDA	69,192	KH4K167FDA	70,576	1130	

1. EC motors are rated for 50HZ operations. Dual speed motor operation employs a relay to control motor speed.

Hot Gas Defrost - 3-Pipe Configurable Options

Number of Fans	Factory Mounted Options - List Price Adder (\$US)						
	TXV	EEV ³	LLSV	Mechanical Thermostat	Electronic Thermostat	Adjustable Defrost Control / Fan Delay Switch	Insulated Drain Pan
1	744	1509	651	346	433	358	691
2	1228	1509	811	346	433	358	920
3	1228	2007	811	346	433	358	1185
4	1228	2007	931	346	433	358	1360

1. Shipped-Loose Accessories are found on Page 38

2. Alternative Cabinets (Painted or Stainless Steel) and Coil Coating (RussProof, Bronz-Glow & Electrofin) options are available. Contact Application Engineering, or a Sales Representative, if you are interested in these options.

3. Price Adder is for Electronic Expansion Valve (EEV) only. Controller not included and must be field supplied.

For specific model DOE AWEF values in a given application, please refer to this product lines corresponding Sales/Marketing Brochure found on our website.

Heavy Duty Unit Coolers

Shipped-Loose Accessories

Controls & Thermostats

Option Name	Option Description	List Price (\$US)
EcoNet Command Center	EcoNet Command Center for EcoNet Enabled Unit Coolers	979
Mechanical Thermostat	Mechanical Thermostat: -30°F to + 100°F	319
Electronic Thermostat	Electronic Thermostat: -30°F to + 100°F	412

Valves

Option Name	Range	List Price (\$US)
Electronic Expansion Valve (EEV)	1 to 15 Tons	1142
	16 to 25 Tons	1640
Thermostatic Expansion Valve (TXV)	1/4 to 3 Tons	373
	4 to 9 Tons	478
	10 to 30 Tons	830
Liquid Line Solenoid Valve (LLSV)	1/2 thru 3 HP	315
	4 thru 8 HP	353
	9 thru 10 HP	511
	12 thru 15 HP	629
	22 HP	803

Heat Exchangers


Part Number	Model Number	Length (in)	Liquid Line (in)	Suction Line (in)	List Price (\$US)
HX-25	105065001	12	1/4	1/2	176
HX-50	105065003	13	3/8	5/8	207
HX-75	105065004	14	3/8	7/8	284
HX-100	105065005	14	3/8	1-1/8	363
HX-150	105065006	14	1/2	1-1/8	419
HX-250	105065007	14	5/8	1-3/8	579
HX-350	105065008	16	5/8	1-5/8	594
HX-500	105065009	17	7/8	2-1/8	942
LHX-15	105065010	30	7/8	2-1/8	2583
LHX-20	105065011	30	1-1/8	2-1/8	2764
LHX-25	105065012	30	1-1/8	2-5/8	2960

WALK-IN UNIT COOLERS



Warehouse Unit Coolers

Designed with efficiency, performance and service in mind, Kramer's Warehouse Unit Cooler line is optimized to cover Cold Storage applications in the most effective way. Models are designed exclusively for use in walk-in coolers and freezers 3,000 sq. ft and larger. Warehouse Unit Coolers have several enhanced service features including rail-mount motors, new high efficiency fan and venturi designs, enhanced surface coil tubing, easily removable fan guards and modular fan panels, face mount defrost heaters, hinged drain pans and shipping pallets designed to facilitate easy installation. One through four fan models are available with air, electric or hot gas defrost.



Warehouse models are designed exclusively for use in walk-in coolers and freezers 3,000 sq. ft and larger.

STANDARD FEATURES

- Rail-mount three-phase motors with standard or high-static pressure prop fan blades
- Enhanced copper tube and aluminum fin coil construction
- High efficiency deep draw venturi for optimal air flow
- Slide out end panels
- Easily removable fan guards and modular fan panels
- Hinged drain pan
- Face mounted defrost heaters for optimal performance and easy service access
- Embossed aluminum housing

Warehouse Nomenclature:

K	W	6	E	143	E	T	A
Brand	Style	Fins Per Inch	Defrost Type	BTUH in Thousands	Unit Voltage	Motor Type	Revision
K = Kramer	W = Warehouse Z = Reverse Connections	6 FPI 4 FPI	A = Air E = Electric H = Hot Gas 3-Pipe w/ Electric Drain Pan K = Hot Gas 3-Pipe w/ Hot Gas Drain Pan G - Hot Gas Reverse w/ Electric Drain Pan L - Hot Gas Reverse w/ Hot Gas Drain Pan T - ThermoBank		E - 208-230/3/60 G - 460/3/60 J = 575/3/60	T = Three Phase H = Three Phase with High-Static (Pressure Prop) Fan Blades	

* Contact Factory for ThermoBank Pricing

Warehouse Unit Coolers

Warehouse Unit Coolers are designed exclusively for Applications 3,000 sq. ft and larger Air Defrost Configurable Base Models

Number of Fans		Three-Phase Motor - Standard Fan					Approx. Ship Weight (lbs)	
		208-230/3/60		460/3/60		575/3/60		
		Model Number	List Price (\$US)	Model Number	List Price (\$US)	Model Number		List Price (\$US)
6 FRI	1	KW6A034ETA	11,789	KW6A034GTA	12,025	KW6A034JTA	12,266	480
		KW6A047ETA	12,949	KW6A047GTA	13,208	KW6A047JTA	13,472	480
		KW6A058ETA	13,571	KW6A058GTA	13,842	KW6A058JTA	14,119	480
	2	KW6A069ETA	15,124	KW6A069GTA	15,426	KW6A069JTA	15,735	750
		KW6A094ETA	21,370	KW6A094GTA	21,797	KW6A094JTA	22,233	750
		KW6A117ETA	23,982	KW6A117GTA	24,462	KW6A117JTA	24,951	750
	3	KW6A143ETA	25,600	KW6A143GTA	26,112	KW6A143JTA	26,634	1030
		KW6A176ETA	34,300	KW6A176GTA	34,986	KW6A176JTA	35,686	1030
	4	KW6A190ETA	39,825	KW6A190GTA	40,622	KW6A190JTA	41,434	1360
		KW6A234ETA	44,305	KW6A234GTA	45,191	KW6A234JTA	46,095	1360

Air Defrost Configurable Options

Number of Fans	Factory Mounted Options - List Price Adder (\$US)						
	TXV	EEV ³	EcoNet Control Package ⁴	LLSV	Mechanical Thermostat	Electronic Thermostat	Insulated Drain Pan
1	744	1509	5019	651	346	433	691
2	1228	1509	5019	811	346	433	920
3	1228	2007	5019	811	346	433	1185
4	1228	2007	5019	931	346	433	1360

1. Shipped-Loose Accessories are found on Page 51
2. Alternative Cabinets (Painted or Stainless Steel) and Coil Coating (RussProof, Bronz-Glow & Electrofin) options are available. Contact Application Engineering, or a Sales Representative, if you are interested in these options.
3. Price Adder is for Electronic Expansion Valve (EEV) only. Controller not included and must be field supplied.
4. Warehouse Unit Coolers with EcoNet will also have a Thru-the-Door Disconnect

WALK-IN UNIT COOLERS



Warehouse Unit Coolers

Warehouse Unit Coolers are designed exclusively for Applications 3,000 sq. ft and larger
Electric Defrost Configurable Base Models - Standard Fan

Number of Fans		Three-Phase Motor - Standard Fan					Approx. Ship Weight (lbs)		
		208-230/3/60		460/3/60		575/3/60			
		Model Number	List Price (\$US)	Model Number	List Price (\$US)	Model Number		List Price (\$US)	
6 FPI	1	KW6E036ETA	13,392	KW6E036GTA	13,660	KW6E036JTA	13,933	480	
		KW6E047ETA	15,989	KW6E047GTA	16,309	KW6E047JTA	16,635	480	
		KW6E059ETA	17,288	KW6E059GTA	17,634	KW6E059JTA	17,987	480	
	2	KW6E072ETA	23,409	KW6E072GTA	23,877	KW6E072JTA	24,355	750	
		KW6E096ETA	30,052	KW6E096GTA	30,653	KW6E096JTA	31,266	750	
		KW6E120ETA	35,827	KW6E120GTA	36,544	KW6E120JTA	37,275	750	
	3	KW6E143ETA	39,725	KW6E143GTA	40,520	KW6E143JTA	41,330	1030	
		KW6E179ETA	54,320	KW6E179GTA	55,406	KW6E179JTA	56,514	1030	
	4	KW6E216ETA	62,371	KW6E216GTA	63,618	KW6E216JTA	64,890	1360	
	4 FPI	1	KW4E038ETA	15,349	KW4E038GTA	15,656	KW4E038JTA	15,969	480
			KW4E048ETA	16,596	KW4E048GTA	16,928	KW4E048JTA	17,267	480
		2	KW4E077ETA	28,850	KW4E077GTA	29,427	KW4E077JTA	30,016	750
KW4E097ETA			34,394	KW4E097GTA	35,082	KW4E097JTA	35,784	750	
3		KW4E115ETA	38,136	KW4E115GTA	38,899	KW4E115JTA	39,677	1030	
		KW4E145ETA	52,147	KW4E145GTA	53,190	KW4E145JTA	54,254	1030	
4		KW4E182ETA	59,876	KW4E182GTA	61,074	KW4E182JTA	62,295	1360	

Electric Defrost Configurable Options

Number of Fans	Factory Mounted Options - List Price Adder (\$US)							
	TXV	EEV ³	EcoNet Control Package ⁴	LLSV	Mechanical Thermostat	Electronic Thermostat	Adjustable Defrost Control / Fan Delay Switch	Insulated Drain Pan
1	744	1509	5019	651	346	433	358	691
2	1228	1509	5019	811	346	433	358	920
3	1228	2007	5019	811	346	433	358	1185
4	1228	2007	5019	931	346	433	358	1360

1. Shipped-Loose Accessories are found on Page 51
2. Alternative Cabinets (Painted or Stainless Steel) and Coil Coating (RussProof, Bronz-Glow & Electrofin) options are available. Contact Application Engineering, or a Sales Representative, if you are interested in these options.
3. Price Adder is for Electronic Expansion Valve (EEV) only. Controller not included and must be field supplied.
4. Warehouse Unit Coolers with EcoNet will also have a Thru-the-Door Disconnect

Warehouse Unit Coolers

Warehouse Unit Coolers are designed exclusively for Applications 3,000 sq. ft and larger
Electric Defrost Configurable Base Models - High-Static Fan

Number of Fans		Three-Phase Motor - High-Static Fan						Approx. Ship Weight (lbs)	
		208-230/3/60		460/3/60		575/3/60			
		Model Number	List Price (\$US)	Model Number	List Price (\$US)	Model Number	List Price (\$US)		
6 FPI	1	KW6E036EHA	14,865	KW6E036GHA	15,163	KW6E036JHA	15,466	480	
		KW6E047EHA	17,748	KW6E047GHA	18,103	KW6E047JHA	18,465	480	
		KW6E059EHA	19,190	KW6E059GHA	19,574	KW6E059JHA	19,966	480	
	2	KW6E072EHA	25,984	KW6E072GHA	26,503	KW6E072JHA	27,034	750	
		KW6E096EHA	33,358	KW6E096GHA	34,025	KW6E096JHA	34,705	750	
		KW6E120EHA	39,768	KW6E120GHA	40,564	KW6E120JHA	41,375	750	
	3	KW6E143EHA	44,095	KW6E143GHA	44,977	KW6E143JHA	45,876	1030	
		KW6E179EHA	60,295	KW6E179GHA	61,501	KW6E179JHA	62,731	1030	
	4	KW6E216EHA	69,232	KW6E216GHA	70,616	KW6E216JHA	72,028	1360	
	4 FPI	1	KW4E038EHA	17,037	KW4E038GHA	17,378	KW4E038JHA	17,726	480
			KW4E048EHA	18,422	KW4E048GHA	18,790	KW4E048JHA	19,166	480
		2	KW4E077EHA	32,024	KW4E077GHA	32,664	KW4E077JHA	33,318	750
KW4E097EHA			38,177	KW4E097GHA	38,941	KW4E097JHA	39,720	750	
3		KW4E115EHA	42,331	KW4E115GHA	43,178	KW4E115JHA	44,041	1030	
		KW4E145EHA	57,883	KW4E145GHA	59,041	KW4E145JHA	60,222	1030	
4		KW4E182EHA	66,462	KW4E182GHA	67,792	KW4E182JHA	69,147	1360	

Electric Defrost Configurable Options

Number of Fans	Factory Mounted Options - List Price Adder (\$US)							
	TXV	EEV ³	EcoNet Control Package ⁴	LLSV	Mechanical Thermostat	Electronic Thermostat	Adjustable Defrost Control / Fan Delay Switch	Insulated Drain Pan
1	744	1509	5019	651	346	433	358	691
2	1228	1509	5019	811	346	433	358	920
3	1228	2007	5019	811	346	433	358	1185
4	1228	2007	5019	931	346	433	358	1360

1. Shipped-Loose Accessories are found on Page 51
2. Alternative Cabinets (Painted or Stainless Steel) and Coil Coating (RussProof, Bronz-Glow & Electrofin) options are available. Contact Application Engineering, or a Sales Representative, if you are interested in these options.
3. Price Adder is for Electronic Expansion Valve (EEV) only. Controller not included and must be field supplied.
4. Warehouse Unit Coolers with EcoNet will also have a Thru-the-Door Disconnect

WALK-IN UNIT COOLERS



Warehouse Unit Coolers

Warehouse Unit Coolers are designed exclusively for Applications 3,000 sq. ft and larger
Hot Gas Defrost Reverse Cycle Configurable Base Models - Standard Fan - Electric Heater

		Three-Phase Motor - Standard Fan - Electric Drain Pan Heater						Approx. Ship Weight (lbs)	
Number of Fans		208-230/3/60		460/3/60		575/3/60			
		Model Number	List Price (\$US)	Model Number	List Price (\$US)	Model Number	List Price (\$US)		
6 FPI	1	KW6G036ETA	13,258	KW6G036GTA	13,523	KW6G036JTA	13,793	480	
		KW6G047ETA	15,829	KW6G047GTA	16,146	KW6G047JTA	16,469	480	
		KW6G059ETA	17,115	KW6G059GTA	17,457	KW6G059JTA	17,806	480	
	2	KW6G072ETA	23,175	KW6G072GTA	23,639	KW6G072JTA	24,112	750	
		KW6G096ETA	29,751	KW6G096GTA	30,346	KW6G096JTA	30,953	750	
		KW6G120ETA	35,469	KW6G120GTA	36,178	KW6G120JTA	36,902	750	
	3	KW6G143ETA	39,328	KW6G143GTA	40,115	KW6G143JTA	40,917	1030	
		KW6G179ETA	53,777	KW6G179GTA	54,853	KW6G179JTA	55,950	1030	
	4	KW6G216ETA	61,747	KW6G216GTA	62,982	KW6G216JTA	64,242	1360	
	4 FPI	1	KW4G038ETA	15,196	KW4G038GTA	15,500	KW4G038JTA	15,810	480
			KW4G048ETA	16,430	KW4G048GTA	16,759	KW4G048JTA	17,094	480
		2	KW4G077ETA	28,562	KW4G077GTA	29,133	KW4G077JTA	29,716	750
KW4G097ETA			34,050	KW4G097GTA	34,731	KW4G097JTA	35,426	750	
3		KW4G115ETA	37,755	KW4G115GTA	38,510	KW4G115JTA	39,280	1030	
		KW4G145ETA	51,626	KW4G145GTA	52,659	KW4G145JTA	53,712	1030	
4		KW4G182ETA	59,277	KW4G182GTA	60,463	KW4G182JTA	61,672	1360	

Hot Gas Defrost Reverse Cycle Configurable Options

Number of Fans	Factory Mounted Options - List Price Adder (\$US)					
	TXV, LLSV and Check Valve ³	EEV ⁴	Mechanical Thermostat	Electronic Thermostat	Adjustable Defrost Control / Fan Delay Switch	Insulated Drain Pan
1	2011	1509	346	433	358	691
2	2655	1509	346	433	358	920
3	2655	2007	346	433	358	1185
4	2775	2007	346	433	358	1360

1. Shipped-Loose Accessories are found on Page 51
2. Alternative Cabinets (Painted or Stainless Steel) and Coil Coating (RussProof, Bronz-Glow & Electrofin) options are available. Contact Application Engineering, or a Sales Representative, if you are interested in these options.
3. If ordering a factory mounted TXV with a Hot Gas Defrost Reverse Cycle unit, a factory mounted LLSV and Check Valve must also be ordered.
4. Price Adder is for Electronic Expansion Valve (EEV) only. Controller not included and must be field supplied.

Warehouse Unit Coolers

Warehouse Unit Coolers are designed exclusively for Applications 3,000 sq. ft and larger
Hot Gas Defrost Reverse Cycle Configurable Base Models - Standard Fan - Hot Gas Heater

Number of Fans		Three-Phase Motor - Standard Fan - Hot Gas Drain Pan Heater						Approx. Ship Weight (lbs)	
		208-230/3/60		460/3/60		575/3/60			
		Model Number	List Price (\$US)	Model Number	List Price (\$US)	Model Number	List Price (\$US)		
6 FPI	1	KW6L036ETA	13,457	KW6L036GTA	13,726	KW6L036JTA	14,000	480	
		KW6L047ETA	16,066	KW6L047GTA	16,388	KW6L047JTA	16,716	480	
		KW6L059ETA	17,372	KW6L059GTA	17,719	KW6L059JTA	18,073	480	
	2	KW6L072ETA	23,523	KW6L072GTA	23,994	KW6L072JTA	24,474	750	
		KW6L096ETA	30,197	KW6L096GTA	30,801	KW6L096JTA	31,417	750	
		KW6L120ETA	36,001	KW6L120GTA	36,721	KW6L120JTA	37,456	750	
	3	KW6L143ETA	39,918	KW6L143GTA	40,717	KW6L143JTA	41,531	1030	
		KW6L179ETA	54,584	KW6L179GTA	55,676	KW6L179JTA	56,789	1030	
	4	KW6L216ETA	62,673	KW6L216GTA	63,927	KW6L216JTA	65,206	1360	
	4 FPI	1	KW4L038ETA	15,424	KW4L038GTA	15,733	KW4L038JTA	16,047	480
			KW4L048ETA	16,676	KW4L048GTA	17,010	KW4L048JTA	17,350	480
		2	KW4L077ETA	28,990	KW4L077GTA	29,570	KW4L077JTA	30,162	750
KW4L097ETA			34,561	KW4L097GTA	35,252	KW4L097JTA	35,957	750	
3		KW4L115ETA	38,321	KW4L115GTA	39,088	KW4L115JTA	39,869	1030	
		KW4L145ETA	52,400	KW4L145GTA	53,449	KW4L145JTA	54,518	1030	
4		KW4L182ETA	60,166	KW4L182GTA	61,370	KW4L182JTA	62,597	1360	

Hot Gas Defrost Reverse Cycle Configurable Options

Number of Fans	Factory Mounted Options - List Price Adder (\$US)					
	TXV, LLSV and Check Valve ³	EEV ⁴	Mechanical Thermostat	Electronic Thermostat	Adjustable Defrost Control / Fan Delay Switch	Insulated Drain Pan
1	2011	1509	346	433	358	691
2	2655	1509	346	433	358	920
3	2655	2007	346	433	358	1185
4	2775	2007	346	433	358	1360

1. Shipped-Loose Accessories are found on Page 51
2. Alternative Cabinets (Painted or Stainless Steel) and Coil Coating (RussProof, Bronz-Glow & Electrofin) options are available. Contact Application Engineering, or a Sales Representative, if you are interested in these options.
3. If ordering a factory mounted TXV with a Hot Gas Defrost Reverse Cycle unit, a factory mounted LLSV and Check Valve must also be ordered.
4. Price Adder is for Electronic Expansion Valve (EEV) only. Controller not included and must be field supplied.

WALK-IN UNIT COOLERS



Warehouse Unit Coolers

Warehouse Unit Coolers are designed exclusively for Applications 3,000 sq. ft and larger
Hot Gas Defrost Reverse Cycle Configurable Base Models - High-Static Fan - Electric Heater

		Three-Phase Motor - High-Static Fan - Electric Drain Pan Heater						Approx. Ship Weight (lbs)	
Number of Fans		208-230/3/60		460/3/60		575/3/60			
		Model Number	List Price (\$US)	Model Number	List Price (\$US)	Model Number	List Price (\$US)		
6 FPI	1	KW6G036EHA	14,716	KW6G036GHA	15,011	KW6G036JHA	15,310	480	
		KW6G047EHA	17,570	KW6G047GHA	17,922	KW6G047JHA	18,281	480	
		KW6G059EHA	18,998	KW6G059GHA	19,377	KW6G059JHA	19,765	480	
	2	KW6G072EHA	25,724	KW6G072GHA	26,239	KW6G072JHA	26,764	750	
		KW6G096EHA	33,024	KW6G096GHA	33,684	KW6G096JHA	34,358	750	
		KW6G120EHA	39,371	KW6G120GHA	40,158	KW6G120JHA	40,961	750	
	3	KW6G143EHA	43,654	KW6G143GHA	44,528	KW6G143JHA	45,418	1030	
		KW6G179EHA	59,692	KW6G179GHA	60,887	KW6G179JHA	62,105	1030	
	4	KW6G216EHA	68,539	KW6G216GHA	69,910	KW6G216JHA	71,309	1360	
	4 FPI	1	KW4G038EHA	16,868	KW4G038GHA	17,205	KW4G038JHA	17,549	480
			KW4G048EHA	18,237	KW4G048GHA	18,602	KW4G048JHA	18,974	480
		2	KW4G077EHA	31,704	KW4G077GHA	32,338	KW4G077JHA	32,985	750
KW4G097EHA			37,796	KW4G097GHA	38,551	KW4G097JHA	39,323	750	
3		KW4G115EHA	41,908	KW4G115GHA	42,746	KW4G115JHA	43,601	1030	
		KW4G145EHA	57,305	KW4G145GHA	58,451	KW4G145JHA	59,620	1030	
4		KW4G182EHA	65,797	KW4G182GHA	67,114	KW4G182JHA	68,456	1360	

Hot Gas Defrost Reverse Cycle Configurable Options

Number of Fans	Factory Mounted Options - List Price Adder (\$US)					
	TXV, LLSV and Check Valve ³	EEV ⁴	Mechanical Thermostat	Electronic Thermostat	Adjustable Defrost Control / Fan Delay Switch	Insulated Drain Pan
1	2011	1509	346	433	358	691
2	2655	1509	346	433	358	920
3	2655	2007	346	433	358	1185
4	2775	2007	346	433	358	1360

1. Shipped-Loose Accessories are found on Page 51
2. Alternative Cabinets (Painted or Stainless Steel) and Coil Coating (RussProof, Bronz-Glow & Electrofin) options are available. Contact Application Engineering, or a Sales Representative, if you are interested in these options.
3. If ordering a factory mounted TXV with a Hot Gas Defrost Reverse Cycle unit, a factory mounted LLSV and Check Valve must also be ordered.
4. Price Adder is for Electronic Expansion Valve (EEV) only. Controller not included and must be field supplied.

Warehouse Unit Coolers

Warehouse Unit Coolers are designed exclusively for Applications 3,000 sq. ft and larger
Hot Gas Defrost Reverse Cycle Configurable Base Models - High-Static Fan - Hot Gas Heater

		Three-Phase Motor - High-Static Fan - Hot Gas Drain Pan Heater						Approx. Ship Weight (lbs)	
Number of Fans		208-230/3/60		460/3/60		575/3/60			
		Model Number	List Price (\$US)	Model Number	List Price (\$US)	Model Number	List Price (\$US)		
6 FPI	1	KW6L036EHA	14,937	KW6L036GHA	15,236	KW6L036JHA	15,540	480	
		KW6L047EHA	17,833	KW6L047GHA	18,191	KW6L047JHA	18,555	480	
		KW6L059EHA	19,283	KW6L059GHA	19,668	KW6L059JHA	20,061	480	
	2	KW6L072EHA	26,111	KW6L072GHA	26,633	KW6L072JHA	27,166	750	
		KW6L096EHA	33,519	KW6L096GHA	34,189	KW6L096JHA	34,873	750	
		KW6L120EHA	39,961	KW6L120GHA	40,760	KW6L120JHA	41,576	750	
	3	KW6L143EHA	44,309	KW6L143GHA	45,196	KW6L143JHA	46,099	1030	
		KW6L179EHA	60,588	KW6L179GHA	61,800	KW6L179JHA	63,036	1030	
	4	KW6L216EHA	69,567	KW6L216GHA	70,959	KW6L216JHA	72,379	1360	
	4 FPI	1	KW4L038EHA	17,121	KW4L038GHA	17,464	KW4L038JHA	17,812	480
			KW4L048EHA	18,510	KW4L048GHA	18,881	KW4L048JHA	19,259	480
		2	KW4L077EHA	32,179	KW4L077GHA	32,823	KW4L077JHA	33,480	750
KW4L097EHA			38,363	KW4L097GHA	39,130	KW4L097JHA	39,912	750	
3		KW4L115EHA	42,536	KW4L115GHA	43,388	KW4L115JHA	44,255	1030	
		KW4L145EHA	58,164	KW4L145GHA	59,328	KW4L145JHA	60,515	1030	
4		KW4L182EHA	66,784	KW4L182GHA	68,121	KW4L182JHA	69,483	1360	

Hot Gas Defrost Reverse Cycle Configurable Options

Number of Fans	Factory Mounted Options - List Price Adder (\$US)					
	TXV, LLSV and Check Valve ³	EEV ⁴	Mechanical Thermostat	Electronic Thermostat	Adjustable Defrost Control / Fan Delay Switch	Insulated Drain Pan
1	2011	1509	346	433	358	691
2	2655	1509	346	433	358	920
3	2655	2007	346	433	358	1185
4	2775	2007	346	433	358	1360

1. Shipped-Loose Accessories are found on Page 51
2. Alternative Cabinets (Painted or Stainless Steel) and Coil Coating (RussProof, Bronz-Glow & Electrofin) options are available. Contact Application Engineering, or a Sales Representative, if you are interested in these options.
3. If ordering a factory mounted TXV with a Hot Gas Defrost Reverse Cycle unit, a factory mounted LLSV and Check Valve must also be ordered.
4. Price Adder is for Electronic Expansion Valve (EEV) only. Controller not included and must be field supplied.

WALK-IN UNIT COOLERS



Warehouse Unit Coolers

Warehouse Unit Coolers are designed exclusively for Applications 3,000 sq. ft and larger
Hot Gas Defrost 3-Pipe Configurable Base Models - Standard Fan - Electric Heater

Number of Fans		Three-Phase Motor - Standard Fan - Electric Drain Pan Heater						Approx. Ship Weight (lbs)	
		208-230/3/60		460/3/60		575/3/60			
		Model Number	List Price (\$US)	Model Number	List Price (\$US)	Model Number	List Price (\$US)		
6 FPI	1	KW6H036ETA	13,258	KW6H036GTA	13,523	KW6H036JTA	13,793	480	
		KW6H047ETA	15,829	KW6H047GTA	16,146	KW6H047JTA	16,469	480	
		KW6H059ETA	17,115	KW6H059GTA	17,457	KW6H059JTA	17,806	480	
	2	KW6H072ETA	23,175	KW6H072GTA	23,639	KW6H072JTA	24,112	750	
		KW6H096ETA	29,751	KW6H096GTA	30,346	KW6H096JTA	30,953	750	
		KW6H120ETA	35,469	KW6H120GTA	36,178	KW6H120JTA	36,902	750	
	3	KW6H143ETA	39,328	KW6H143GTA	40,115	KW6H143JTA	40,917	1030	
		KW6H179ETA	53,777	KW6H179GTA	54,853	KW6H179JTA	55,950	1030	
	4	KW6H216ETA	61,747	KW6H216GTA	62,982	KW6H216JTA	64,242	1360	
	4 FPI	1	KW4H038ETA	15,196	KW4H038GTA	15,500	KW4H038JTA	15,810	480
			KW4H048ETA	16,430	KW4H048GTA	16,759	KW4H048JTA	17,094	480
		2	KW4H077ETA	28,562	KW4H077GTA	29,133	KW4H077JTA	29,716	750
KW4H097ETA			34,050	KW4H097GTA	34,731	KW4H097JTA	35,426	750	
3		KW4H115ETA	37,755	KW4H115GTA	38,510	KW4H115JTA	39,280	1030	
		KW4H145ETA	51,626	KW4H145GTA	52,659	KW4H145JTA	53,712	1030	
4		KW4H182ETA	59,277	KW4H182GTA	60,463	KW4H182JTA	61,672	1360	

Hot Gas Defrost 3-Pipe Configurable Options

Number of Fans	Factory Mounted Options - List Price Adder (\$US)						
	TXV	EEV ³	LLSV	Mechanical Thermostat	Electronic Thermostat	Adjustable Defrost Control / Fan Delay Switch	Insulated Drain Pan
1	744	1509	651	346	433	358	691
2	1228	1509	811	346	433	358	920
3	1228	2007	811	346	433	358	1185
4	1228	2007	931	346	433	358	1360

1. Shipped-Loose Accessories are found on Page 51
2. Alternative Cabinets (Painted or Stainless Steel) and Coil Coating (RussProof, Bronz-Glow & Electrofin) options are available. Contact Application Engineering, or a Sales Representative, if you are interested in these options.
3. Price Adder is for Electronic Expansion Valve (EEV) only. Controller not included and must be field supplied.

Warehouse Unit Coolers

Warehouse Unit Coolers are designed exclusively for Applications 3,000 sq. ft and larger
Hot Gas Defrost 3-Pipe Configurable Base Models - Standard Fan - Hot Gas Heater

Number of Fans		Three-Phase Motor - Standard Fan - Hot Gas Drain Pan Heater						Approx. Ship Weight (lbs)	
		208-230/3/60		460/3/60		575/3/60			
		Model Number	List Price (\$US)	Model Number	List Price (\$US)	Model Number	List Price (\$US)		
6 FPI	1	KW6K036ETA	13,457	KW6K036GTA	13,726	KW6K036JTA	14,000	480	
		KW6K047ETA	16,066	KW6K047GTA	16,388	KW6K047JTA	16,716	480	
		KW6K059ETA	17,372	KW6K059GTA	17,719	KW6K059JTA	18,073	480	
	2	KW6K072ETA	23,523	KW6K072GTA	23,994	KW6K072JTA	24,474	750	
		KW6K096ETA	30,197	KW6K096GTA	30,801	KW6K096JTA	31,417	750	
		KW6K120ETA	36,001	KW6K120GTA	36,721	KW6K120JTA	37,456	750	
	3	KW6K143ETA	39,918	KW6K143GTA	40,717	KW6K143JTA	41,531	1030	
		KW6K179ETA	54,584	KW6K179GTA	55,676	KW6K179JTA	56,789	1030	
	4	KW6K216ETA	62,673	KW6K216GTA	63,927	KW6K216JTA	65,206	1360	
	4 FPI	1	KW4K038ETA	15,424	KW4K038GTA	15,733	KW4K038JTA	16,047	480
			KW4K048ETA	16,676	KW4K048GTA	17,010	KW4K048JTA	17,350	480
		2	KW4K077ETA	28,990	KW4K077GTA	29,570	KW4K077JTA	30,162	750
KW4K097ETA			34,561	KW4K097GTA	35,252	KW4K097JTA	35,957	750	
3		KW4K115ETA	38,321	KW4K115GTA	39,088	KW4K115JTA	39,869	1030	
		KW4K145ETA	52,400	KW4K145GTA	53,449	KW4K145JTA	54,518	1030	
4		KW4K182ETA	60,166	KW4K182GTA	61,370	KW4K182JTA	62,597	1360	

Hot Gas Defrost 3-Pipe Configurable Options

Number of Fans	Factory Mounted Options - List Price Adder (\$US)						
	TXV	EEV ³	LLSV	Mechanical Thermostat	Electronic Thermostat	Adjustable Defrost Control / Fan Delay Switch	Insulated Drain Pan
1	744	1509	651	346	433	358	691
2	1228	1509	811	346	433	358	920
3	1228	2007	811	346	433	358	1185
4	1228	2007	931	346	433	358	1360

1. Shipped-Loose Accessories are found on Page 51

2. Alternative Cabinets (Painted or Stainless Steel) and Coil Coating (RussProof, Bronz-Glow & Electrofin) options are available. Contact Application Engineering, or a Sales Representative, if you are interested in these options.

3. Price Adder is for Electronic Expansion Valve (EEV) only. Controller not included and must be field supplied.

WALK-IN UNIT COOLERS



Warehouse Unit Coolers

Warehouse Unit Coolers are designed exclusively for Applications 3,000 sq. ft and larger
Hot Gas Defrost 3-Pipe Configurable Base Models - High-Static Fan - Electric Heater

Number of Fans		Three-Phase Motor - Standard Fan - Electric Drain Pan Heater						Approx. Ship Weight (lbs)	
		208-230/3/60		460/3/60		575/3/60			
		Model Number	List Price (\$US)	Model Number	List Price (\$US)	Model Number	List Price (\$US)		
6 FPI	1	KW6H036EHA	14,716	KW6H036GHA	15,011	KW6H036JHA	15,310	480	
		KW6H047EHA	17,570	KW6H047GHA	17,922	KW6H047JHA	18,281	480	
		KW6H059EHA	18,998	KW6H059GHA	19,377	KW6H059JHA	19,765	480	
	2	KW6H072EHA	25,724	KW6H072GHA	26,239	KW6H072JHA	26,764	750	
		KW6H096EHA	33,024	KW6H096GHA	33,684	KW6H096JHA	34,358	750	
		KW6H120EHA	39,371	KW6H120GHA	40,158	KW6H120JHA	40,961	750	
	3	KW6H143EHA	43,654	KW6H143GHA	44,528	KW6H143JHA	45,418	1030	
		KW6H179EHA	59,692	KW6H179GHA	60,887	KW6H179JHA	62,105	1030	
	4	KW6H216EHA	68,539	KW6H216GHA	69,910	KW6H216JHA	71,309	1360	
	4 FPI	1	KW4H038EHA	16,868	KW4H038GHA	17,205	KW4H038JHA	17,549	480
			KW4H048EHA	18,237	KW4H048GHA	18,602	KW4H048JHA	18,974	480
		2	KW4H077EHA	31,704	KW4H077GHA	32,338	KW4H077JHA	32,985	750
KW4H097EHA			37,796	KW4H097GHA	38,551	KW4H097JHA	39,323	750	
3		KW4H115EHA	41,908	KW4H115GHA	42,746	KW4H115JHA	43,601	1030	
		KW4H145EHA	57,305	KW4H145GHA	58,451	KW4H145JHA	59,620	1030	
4		KW4H182EHA	65,797	KW4H182GHA	67,114	KW4H182JHA	68,456	1360	

Hot Gas Defrost 3-Pipe Configurable Options

Number of Fans	Factory Mounted Options - List Price Adder (\$US)						
	TXV	EEV ³	LLSV	Mechanical Thermostat	Electronic Thermostat	Adjustable Defrost Control / Fan Delay Switch	Insulated Drain Pan
1	744	1509	651	346	433	358	691
2	1228	1509	811	346	433	358	920
3	1228	2007	811	346	433	358	1185
4	1228	2007	931	346	433	358	1360

1. Shipped-Loose Accessories are found on Page 51
2. Alternative Cabinets (Painted or Stainless Steel) and Coil Coating (RussProof, Bronz-Glow & Electrofin) options are available. Contact Application Engineering, or a Sales Representative, if you are interested in these options.
3. Price Adder is for Electronic Expansion Valve (EEV) only. Controller not included and must be field supplied.

Warehouse Unit Coolers

Warehouse Unit Coolers are designed exclusively for Applications 3,000 sq. ft and larger
Hot Gas Defrost 3-Pipe Configurable Base Models - High-Static Fan - Hot Gas Heater

Number of Fans		Three-Phase Motor - High-Static Fan - Hot Gas Drain Pan Heater						Approx. Ship Weight (lbs)	
		208-230/3/60		460/3/60		575/3/60			
		Model Number	List Price (\$US)	Model Number	List Price (\$US)	Model Number	List Price (\$US)		
6 FPI	1	KW6K036EHA	14,937	KW6K036GHA	15,236	KW6K036JHA	15,540	480	
		KW6K047EHA	17,833	KW6K047GHA	18,191	KW6K047JHA	18,555	480	
		KW6K059EHA	19,283	KW6K059GHA	19,668	KW6K059JHA	20,061	480	
	2	KW6K072EHA	26,111	KW6K072GHA	26,633	KW6K072JHA	27,166	750	
		KW6K096EHA	33,519	KW6K096GHA	34,189	KW6K096JHA	34,873	750	
		KW6K120EHA	39,961	KW6K120GHA	40,760	KW6K120JHA	41,576	750	
	3	KW6K143EHA	44,309	KW6K143GHA	45,196	KW6K143JHA	46,099	1030	
		KW6K179EHA	60,588	KW6K179GHA	61,800	KW6K179JHA	63,036	1030	
	4	KW6K216EHA	69,567	KW6K216GHA	70,959	KW6K216JHA	72,379	1360	
	4 FPI	1	KW4K038EHA	17,121	KW4K038GHA	17,464	KW4K038JHA	17,812	480
			KW4K048EHA	18,510	KW4K048GHA	18,881	KW4K048JHA	19,259	480
		2	KW4K077EHA	32,179	KW4K077GHA	32,823	KW4K077JHA	33,480	750
KW4K097EHA			38,363	KW4K097GHA	39,130	KW4K097JHA	39,912	750	
3		KW4K115EHA	42,536	KW4K115GHA	43,388	KW4K115JHA	44,255	1030	
		KW4K145EHA	58,164	KW4K145GHA	59,328	KW4K145JHA	60,515	1030	
4		KW4K182EHA	66,784	KW4K182GHA	68,121	KW4K182JHA	69,483	1360	

Hot Gas Defrost 3-Pipe Configurable Options

Number of Fans	Factory Mounted Options - List Price Adder (\$US)						
	TXV	EEV ³	LLSV	Mechanical Thermostat	Electronic Thermostat	Adjustable Defrost Control / Fan Delay Switch	Insulated Drain Pan
1	744	1509	651	346	433	358	691
2	1228	1509	811	346	433	358	920
3	1228	2007	811	346	433	358	1185
4	1228	2007	931	346	433	358	1360

1. Shipped-Loose Accessories are found on Page 51
2. Alternative Cabinets (Painted or Stainless Steel) and Coil Coating (RussProof, Bronz-Glow & Electrofin) options are available. Contact Application Engineering, or a Sales Representative, if you are interested in these options.
3. Price Adder is for Electronic Expansion Valve (EEV) only. Controller not included and must be field supplied.

WALK-IN UNIT COOLERS



Warehouse Unit Coolers

Shipped-Loose Accessories

Controls & Thermostats

Option Name	Option Description	List Price (\$US)
EcoNet Command Center	EcoNet Command Center for EcoNet Enabled Unit Coolers	979
Mechanical Thermostat	Mechanical Thermostat: -30°F to + 100°F	319
Electronic Thermostat	Electronic Thermostat: -30°F to + 100°F	412

Valves

Option Name	Range	List Price (\$US)
Electronic Expansion Valve (EEV)	1 to 15 Tons	1142
	16 to 25 Tons	1640
Thermostatic Expansion Valve (TXV)	1/4 to 3 Tons	373
	4 to 9 Tons	478
	10 to 30 Tons	830
Liquid Line Solenoid Valve (LLSV)	1/2 thru 3 HP	315
	4 thru 8 HP	353
	9 thru 10 HP	511
	12 thru 15 HP	629
	22 HP	803

Heat Exchangers

Part Number	Model Number	Length (in)	Liquid Line (in)	Suction Line (in)	List Price (\$US)
HX-25	105065001	12	1/4	1/2	176
HX-50	105065003	13	3/8	5/8	207
HX-75	105065004	14	3/8	7/8	284
HX-100	105065005	14	3/8	1-1/8	363
HX-150	105065006	14	1/2	1-1/8	419
HX-250	105065007	14	5/8	1-3/8	579
HX-350	105065008	16	5/8	1-5/8	594
HX-500	105065009	17	7/8	2-1/8	942
LHX-15	105065010	30	7/8	2-1/8	2583
LHX-20	105065011	30	1-1/8	2-1/8	2764
LHX-25	105065012	30	1-1/8	2-5/8	2960

Next-Gen Kompact - 1/2-6 HP Condensing Units

Next-Gen Kompact models are ideally suited for use in a variety of commercial applications such as cafeterias, convenience stores, restaurants and fast food outlets while providing the versatility to excel in a full array of other applications. The 1/2-6 HP product line provides a winning combination of high quality, increased flexibility and greatly improved efficiency for even lower long-term operating costs.

The small profile product line is designed to utilize R404A or other low GWP refrigerants R407A, R407C, R448A and R449A. Units are available with hermetic or scroll compressors. The standard rated for operation in ambient air temperatures up to 110° F.



STANDARD FEATURES

- Hermetic or Scroll Compressors
- All-weather - Galvanized steel painted housing
- Generously sized high efficiency condenser, enhanced copper tubes/aluminum fins
- Integral Liquid Subcooling Circuit provides subcooled liquid to the expansion device
- Base mounted shut-off valves placed external to cabinet for easy access
- Liquid line kit with filter/drier and sight glass with moisture indicator
- Suction line piping
- Larger electrical panel with hinged/removable door
- Color coded point-to-point wiring
- Crankcase heater
- Refrigerant receiver with isolation valve and pressure relief plug
- “A” Vintage Units feature PSC Motors, “B” Vintage Units feature High Efficiency Motors
- Encapsulated high pressure (auto reset) and low pressure (auto reset) controls (adjustable low pressure control is standard on low temperature models)
- Electronic defrost timer with defrost contactor/ relay on low temperature standard models (2 evaps. maximum)
- Electronic air defrost timer (Medium temperature standard models only)
- **Flooded models include flooded head pressure control**
- **Non-flooded models include mild ambient fan cycle control**

Next-Gen Kompact Nomenclature:

CONFIGURABLE BASE MODEL								PRE-CONFIGURATION CODES ³
K	F	H	150	E	4S	D	A	NT
Brand	Style	Compressor Style	Horsepower	Temperature Range	Refrigerant Type	Voltage Code	Vintage ²	Pre-Assembly Code
K - Kramer	F - Flooded B - Non-Flooded	H - Hermetic O - Scroll		E - Extended Medium L - Low M - Medium	44 - R404A Only 4S - Multiple Refrigerants	D - 208-230/1/60 E - 208-230/3/60 G - 460/3/60 M - 200-220/1/50 ¹ N - 200-220/3/50 ¹ Q - 380/3/50 ¹	A or B	NT - No Defrost Timer / Kit ⁴ ALNT - Adjustable Low Pressure Control and No Defrost Timer ⁵

Note(s):

1. 50 Hz available. Contact Factory for additional information.
2. **A** Vintage has standard PSC motor(s). **B** Vintage has standard High Efficiency motors For specific model number vintages, please refer to following price tables or contact factory.
3. Pre-Configuration Codes are used to show common Factory Mounted options. Pre-Configuration Codes are not available for every model. For specific model availability, see the respective Pre-Configuration pricing tables or contact your local sales representative.
4. “NT” pre-configuration code is available on Flooded Models with 208-230/1/60 or 208-230/3/60 voltage.
5. “ALNT” pre-configuration code is available on Flooded Medium/Extended Medium Temperature models with 208-230/1/60 or 208-230/3/60 voltage. Please note, Adjustable Low Pressure Controls are standard on Low Temperature MiniCon Models.

For specific model DOE AWEF values in a given application, please refer to this product lines corresponding Sales/Marketing Brochure found on our website.

AIR-COOLED CONDENSING UNITS



Next-Gen Kompact - 1/2-6 HP Condensing Units

Flooded - Hermetic Compressor - Configurable Base Models - 208-230/1/60

Includes Flooded Head Pressure Control Valve, Liquid Line Kit with Filter/Drier, Sight Glass with Moisture Indicator and Defrost Provisions

208-230/1/60									
	Cabinet Size	Nom. H.P.	Compressor Model Number	Model Number	Standard Defrost Provision(s)	List Price (\$US)	EC Motor List Price Adder (\$US)	4 Year Compressor Protection Plan (NET PRICE ADDER \$US)	Approx. Ship Weight (lbs)
EXTENDED MEDIUM TEMPERATURE	FM1	0.50	RST45C1E	KFH055E4SDB	Air Defrost Timer	7,893	-	118	152
		0.75	RST55C1E	KFH080E4SDB	Air Defrost Timer	7,959	-	118	156
		1.00	RST70C1E	KFH100E4SDB	Air Defrost Timer	8,855	-	118	167
	FM2	1.25	RST97C1E	KFH125E4SDB	Air Defrost Timer	9,274	-	132	195
		1.50	CS10K6E	KFH150E4SDA	Air Defrost Timer	9,534	555	132	205
		2.00	CS12K6E	KFH200E4SDA	Air Defrost Timer	10,008	555	145	228
	FM3	2.50	CS14K6E	KFH250E4SDA	Air Defrost Timer	10,764	555	145	235
		3.00	CS18K6E	KFH300E4SDA	Air Defrost Timer	11,156	555	159	253
	FM4	3.25	CS20K6E	KFH325E4SDA	Air Defrost Timer	11,274	555	159	273
	LOW TEMP.	FM1	1.00	CF04K6E	KFH100L44DA	ED-5	8,637	278	132
1.50			CF06K6E	KFH150L44DA	ED-5	8,672	278	132	195
FM2		2.00	CF09K6E	KFH200L44DA	ED-7	9,474	555	145	243
FM3		3.00	CF12K6E	KFH300L44DA	ED-7	12,371	555	159	255

1. Factory Mounted Options are found on Page 68 & Shipped-Loose Accessories are found on Page 69

2. An Electric Defrost Kit must be ordered in lieu of the standard Air Defrost Timer when Extended Range Medium Temperature models are used for low temperature applications. " - " = Not Available

Non-Flooded - Hermetic Compressor - Configurable Base Models - 208-230/1/60

Includes Liquid Line Kit with Filter/Drier, Sight Glass with Moisture Indicator and Defrost Provisions

208-230/1/60									
	Cabinet Size	Nom. H.P.	Compressor Model Number	Model Number	Standard Defrost Provision(s)	List Price (\$US)	EC Motor List Price Adder (\$US)	4 Year Compressor Protection Plan (NET PRICE ADDER \$US)	Approx. Ship Weight (lbs)
EXTENDED MEDIUM TEMPERATURE	FM1	0.50	RST45C1E	KBH055E4SDB	Air Defrost Timer	7,394	-	118	152
		0.75	RST55C1E	KBH080E4SDB	Air Defrost Timer	7,491	-	118	156
		1.00	RST70C1E	KBH100E4SDB	Air Defrost Timer	8,303	-	118	167
	FM2	1.25	RST97C1E	KBH125E4SDB	Air Defrost Timer	8,710	-	132	195
		1.50	CS10K6E	KBH150E4SDA	Air Defrost Timer	8,977	555	132	205
		2.00	CS12K6E	KBH200E4SDA	Air Defrost Timer	9,464	555	145	228
	FM3	2.50	CS14K6E	KBH250E4SDA	Air Defrost Timer	10,177	555	145	235
		3.00	CS18K6E	KBH300E4SDA	Air Defrost Timer	10,443	555	159	253
	FM4	3.25	CS20K6E	KBH325E4SDB	Air Defrost Timer	10,749	-	159	273
	LOW TEMP.	FM1	1.00	CF04K6E	KBH100L44DB	ED-5	8,188	-	132
1.50			CF06K6E	KBH150L44DB	ED-5	8,223	-	132	195
FM2		2.00	CF09K6E	KBH200L44DA	ED-7	9,023	555	145	243
FM3		3.00	CF12K6E	KBH300L44DA	ED-7	11,860	555	159	255

1. Factory Mounted Options are found on Page 68 & Shipped-Loose Accessories are found on Page 69

2. An Electric Defrost Kit must be ordered in lieu of the standard Air Defrost Timer when Extended Range Medium Temperature models are used for low temperature applications. " - " = Not Available

For specific model DOE AWEF values in a given application, please refer to this product lines corresponding Sales/Marketing Brochure found on our website.

Next-Gen Kompact - 1/2-6 HP Condensing Units

Flooded - Hermetic Compressor - 208-230/1/60

No Defrost Provisions Pre-Configured Models

Includes Flooded Head Pressure Control Valve, Liquid Line Kit with Filter/Drier, Sight Glass with Moisture Indicator and No Defrost Provisions

		208-230/1/60				4 Year Compressor Protection Plan (NET PRICE ADDER \$US)	Approx. Ship Weight (lbs)
Cabinet Size	Nom. H.P.	Compressor Model Number	Model Number	List Price (\$US)			
EXTENDED MEDIUM TEMPERATURE	FM1	0.50	RST45C1E	KFH055E4SDBNT	7,294	118	152
		0.75	RST55C1E	KFH080E4SDBNT	7,360	118	156
		1.00	RST70C1E	KFH100E4SDBNT	8,256	118	167
	FM2	1.25	RST97C1E	KFH125E4SDBNT	8,675	132	195
		1.50	CS10K6E	KFH150E4SDANT	8,935	132	205
		2.00	CS12K6E	KFH200E4SDANT	9,409	145	228
	FM3	2.50	CS14K6E	KFH250E4SDANT	10,165	145	235
		3.00	CS18K6E	KFH300E4SDANT	10,557	159	253
	FM4	3.25	CS20K6E	KFH325E4SDANT	10,675	159	273
	LOW TEMP.	FM1	1.00	CF04K6E	KFH100L44DANT	7,914	132
1.50			CF06K6E	KFH150L44DANT	7,949	132	195
FM2		2.00	CF09K6E	KFH200L44DANT	8,751	145	243
FM3		3.00	CF12K6E	KFH300L44DANT	11,648	159	255

Flooded - Hermetic Compressor - 208-230/1/60

No Defrost Timer with Adjustable Low Pressure Control Pre-Configured Models

Includes Flooded Head Pressure Control Valve, Liquid Line Kit with Filter/Drier, Sight Glass with Moisture Indicator Adjustable Low Pressure Control and No Defrost Timer

		208-230/1/60				4 Year Compressor Protection Plan (NET PRICE ADDER \$US)	Approx. Ship Weight (lbs)
Cabinet Size	Nom. H.P.	Compressor Model Number	Model Number	List Price (\$US)			
EXTENDED MEDIUM TEMPERATURE	FM1	0.50	RST45C1E	KFH055E4SDBALNT	7467	118	152
		0.75	RST55C1E	KFH080E4SDBALNT	7533	118	156
		1.00	RST70C1E	KFH100E4SDBALNT	8429	118	167
	FM2	1.25	RST97C1E	KFH125E4SDBALNT	8848	132	195
		1.50	CS10K6E	KFH150E4SDAALNT	9108	132	205
		2.00	CS12K6E	KFH200E4SDAALNT	9582	145	228
	FM3	2.50	CS14K6E	KFH250E4SDAALNT	10338	145	235
		3.00	CS18K6E	KFH300E4SDAALNT	10730	159	253
	FM4	3.25	CS20K6E	KFH325E4SDAALNT	10848	159	273

For specific model DOE AWEF values in a given application, please refer to this product lines corresponding Sales/Marketing Brochure found on our website.

AIR-COOLED CONDENSING UNITS



Next-Gen Kompact - 1/2-6 HP Condensing Units

Flooded - Hermetic Compressor - Configurable Base Models - 208-230/3/60

Includes Flooded Head Pressure Control Valve, Liquid Line Kit with Filter/Drier, Sight Glass with Moisture Indicator and Defrost Provisions

208-230/3/60									
	Cabinet Size	Nom. H.P.	Compressor Model Number	Model Number	Standard Defrost Provision(s)	List Price (\$US)	EC Motor List Price Adder (\$US)	4 Year Compressor Protection Plan (NET PRICE ADDER \$US)	Approx. Ship Weight (lbs)
EXT. MEDIUM TEMP.	FM1	1.00	RST70C1E	KFH100E4SEB	Air Defrost Timer	8,756	-	118	167
	FM2	1.25	RST97C1E	KFH125E4SEB	Air Defrost Timer	9,171	-	132	195
		1.50	CS10K6E	KFH150E4SEA	Air Defrost Timer	9,504	555	132	205
		2.00	CS12K6E	KFH200E4SEA	Air Defrost Timer	10,192	555	145	228
	FM3	2.50	CS14K6E	KFH250E4SEA	Air Defrost Timer	10,586	555	145	235
		3.00	CS18K6E	KFH300E4SEA	Air Defrost Timer	10,980	555	159	253
	FM4	3.25	CS20K6E	KFH325E4SEA	Air Defrost Timer	11,053	555	159	273
LOW TEMP.	FM1	1.00	CF04K6E	KFH100L44EA	ED-5	8,780	278	132	195
		1.50	CF06K6E	KFH150L44EA	ED-5	8,824	278	132	195
	FM2	2.00	CF09K6E	KFH200L44EA	ED-7	9,875	555	145	243
	FM3	3.00	CF12K6E	KFH300L44EA	ED-7	12,541	555	159	255

1. Factory Mounted Options are found on Page 68 & Shipped-Loose Accessories are found on Page 69

2. An Electric Defrost Kit must be ordered in lieu of the standard Air Defrost Timer when Extended Range Medium Temperature models are used for low temperature applications. "-" = Not Available

Non-Flooded - Hermetic Compressor - Configurable Base Models - 208-230/3/60

Includes Liquid Line Kit with Filter/Drier, Sight Glass with Moisture Indicator and Defrost Provisions

208-230/3/60									
	Cabinet Size	Nom. H.P.	Compressor Model Number	Model Number	Standard Defrost Provision(s)	List Price (\$US)	EC Motor List Price Adder (\$US)	4 Year Compressor Protection Plan (NET PRICE ADDER \$US)	Approx. Ship Weight (lbs)
EXT. MEDIUM TEMP.	FM1	1.00	RST70C1E	KBH100E4SEB	Air Defrost Timer	8,203	-	118	167
	FM2	1.25	RST97C1E	KBH125E4SEB	Air Defrost Timer	8,626	-	132	195
		1.50	CS10K6E	KBH150E4SEA	Air Defrost Timer	8,967	555	132	205
		2.00	CS12K6E	KBH200E4SEA	Air Defrost Timer	9,635	555	145	228
	FM3	2.50	CS14K6E	KBH250E4SEA	Air Defrost Timer	9,999	555	145	235
		3.00	CS18K6E	KBH300E4SEA	Air Defrost Timer	10,256	555	159	253
	FM4	3.25	CS20K6E	KBH325E4SEB	Air Defrost Timer	10,535	-	159	273
LOW TEMP.	FM1	1.00	CF04K6E	KBH100L44EB	ED-5	8,236	-	132	195
		1.50	CF06K6E	KBH150L44EB	ED-5	8,284	-	132	195
	FM2	2.00	CF09K6E	KBH200L44EA	ED-7	9,314	555	145	243
	FM3	3.00	CF12K6E	KBH300L44EA	ED-7	12,041	555	159	255

1. Factory Mounted Options are found on Page 68 & Shipped-Loose Accessories are found on Page 69

2. An Electric Defrost Kit must be ordered in lieu of the standard Air Defrost Timer when Extended Range Medium Temperature models are used for low temperature applications. "-" = Not Available

For specific model DOE AWEF values in a given application, please refer to this product lines corresponding Sales/Marketing Brochure found on our website.

Next-Gen Kompact - 1/2-6 HP Condensing Units

Flooded - Hermetic Compressor - 208-230/3/60

No Defrost Provisions Pre-Configured Models

Includes Flooded Head Pressure Control Valve, Liquid Line Kit with Filter/Drier, Sight Glass with Moisture Indicator and No Defrost Provisions

	Cabinet Size	Nom. H.P.	Compressor Model Number	208-230/3/60		4 Year Compressor Protection Plan (NET PRICE ADDER \$US)	Approx. Ship Weight (lbs)
				Model Number	List Price (\$US)		
EXT. MEDIUM TEMP	FM1	1.00	RST70C1E	KFH100E4SEBNT	8,157	118	167
	FM2	1.25	RST97C1E	KFH125E4SEBNT	8,572	132	195
		1.50	CS10K6E	KFH150E4SEANT	8,905	132	205
		2.00	CS12K6E	KFH200E4SEANT	9,593	145	228
	FM3	2.50	CS14K6E	KFH250E4SEANT	9,987	145	235
		3.00	CS18K6E	KFH300E4SEANT	10,381	159	253
	FM4	3.25	CS20K6E	KFH325E4SEANT	10,454	159	273
LOW TEMP.	FM1	1.00	CF04K6E	KFH100L44EANT	8,057	132	195
		1.50	CF06K6E	KFH150L44EANT	8,101	132	195
	FM2	2.00	CF09K6E	KFH200L44EANT	9,152	145	243
	FM3	3.00	CF12K6E	KFH300L44EANT	11,818	159	255

Flooded - Hermetic Compressor - 208-230/3/60

No Defrost Timer with Adjustable Low Pressure Control Pre-Configured Models

Includes Flooded Head Pressure Control Valve, Liquid Line Kit with Filter/Drier, Sight Glass with Moisture Indicator Adjustable Low Pressure Control and No Defrost Timer

	Cabinet Size	Nom. H.P.	Compressor Model Number	208-230/3/60		4 Year Compressor Protection Plan (NET PRICE ADDER \$US)	Approx. Ship Weight (lbs)
				Model Number	List Price (\$US)		
EXT. MEDIUM TEMP	FM1	1.00	RST70C1E	KFH100E4SEBALNT	8330	118	167
	FM2	1.25	RST97C1E	KFH125E4SEBALNT	8745	132	195
		1.50	CS10K6E	KFH150E4SEALNT	9078	132	205
		2.00	CS12K6E	KFH200E4SEALNT	9766	145	228
	FM3	2.50	CS14K6E	KFH250E4SEALNT	10160	145	235
		3.00	CS18K6E	KFH300E4SEALNT	10554	159	253
	FM4	3.25	CS20K6E	KFH325E4SEALNT	10627	159	273

For specific model DOE AWEF values in a given application, please refer to this product lines corresponding Sales/Marketing Brochure found on our website.

AIR-COOLED CONDENSING UNITS



Next-Gen Kompact - 1/2-6 HP Condensing Units

Flooded - Hermetic Compressor - Configurable Base Models - 460/3/60

Includes Flooded Head Pressure Control Valve, Liquid Line Kit with Filter/Drier, Sight Glass with Moisture Indicator and Defrost Provisions

		460/3/60					EC Motor List Price Adder (\$US)	4 Year Compressor Protection Plan (NET PRICE ADDER \$US)	Approx. Ship Weight (lbs)
	Cabinet Size	Nom. H.P.	Compressor Model Number	Model Number	Standard Defrost Provision(s)	List Price (\$US)			
EXT. MED. TEMP.	FM2	1.50	CS10K6E	KFH150E4SGA	Air Defrost Timer	10,097	555	132	205
	FM3	2.50	CS14K6E	KFH250E4SGA	Air Defrost Timer	11,699	555	145	235
		3.00	CS18K6E	KFH300E4SGA	Air Defrost Timer	11,954	555	159	253
	FM4	3.25	CS20K6E	KFH325E4SGA	Air Defrost Timer	12,208	555	159	273
LOW TEMP.	FM1	1.50	CF06K6E	KFH150L44GA	ED-17	9,184	278	132	195
	FM2	2.00	CF09K6E	KFH200L44GA	ED-17	10,034	555	145	243
	FM3	3.00	CF12K6E	KFH300L44GA	ED-17	13,147	555	159	255

1. Factory Mounted Options are found on Page 68 & Shipped-Loose Accessories are found on Page 69

2. An Electric Defrost Kit must be ordered in lieu of the standard Air Defrost Timer when Extended Range Medium Temperature models are used for low temperature applications. "-" = Not Available

Non-Flooded - Hermetic Compressor - Configurable Base Models - 460/3/60

Includes Liquid Line Kit with Filter/Drier, Sight Glass with Moisture Indicator and Defrost Provisions

		460/3/60					EC Motor List Price Adder (\$US)	4 Year Compressor Protection Plan (NET PRICE ADDER \$US)	Approx. Ship Weight (lbs)
	Cabinet Size	Nom. H.P.	Compressor Model Number	Model Number	Standard Defrost Provision(s)	List Price (\$US)			
EXT. MED. TEMP.	FM2	1.50	CS10K6E	KBH150E4SGA	Air Defrost Timer	9,450	555	132	205
	FM3	2.50	CS14K6E	KBH250E4SGA	Air Defrost Timer	11,116	555	145	235
		3.00	CS18K6E	KBH300E4SGA	Air Defrost Timer	11,406	555	159	253
	FM4	3.25	CS20K6E	KBH325E4SGB	Air Defrost Timer	11,695	-	159	273
LOW TEMP.	FM2	2.00	CF09K6E	KBH200L44GA	ED-17	9,508	555	145	243
	FM3	3.00	CF12K6E	KBH300L44GA	ED-17	12,636	555	159	255

1. Factory Mounted Options are found on Page 68 & Shipped-Loose Accessories are found on Page 69

2. An Electric Defrost Kit must be ordered in lieu of the standard Air Defrost Timer when Extended Range Medium Temperature models are used for low temperature applications. "-" = Not Available

For specific model DOE AWEF values in a given application, please refer to this product lines corresponding Sales/Marketing Brochure found on our website.

Next-Gen Kompact - 1/2-6 HP Condensing Units

Flooded - Scroll Compressor - Configurable Base Models - 208-230/1/60

Includes Flooded Head Pressure Control Valve, Liquid Line Kit with Filter/Drier, Sight Glass with Moisture Indicator and Defrost Provisions

208-230/1/60										
	Cabinet Size	Nom. H.P.	Compressor Model Number	Model Number	Standard Defrost Provision(s)	List Price (\$US)	EC Motor List Price Adder (\$US)	4 Year Compressor Protection Plan (NET PRICE ADDER \$US)	Approx. Ship Weight (lbs)	
MED. TEMP.	FM1	0.5	ZB06KAE	KFO060M4SDA	Air Defrost Timer	\$8,218	\$278	\$217	195	
		0.75	ZB07KAE	KFO080M4SDA	Air Defrost Timer	8,678	278	217	195	
		1.0	ZB08KAE	KFO100M4SDA	Air Defrost Timer	8,840	278	217	195	
EXTENDED MEDIUM TEMPERATURE	FM2	1.0	ZS09KAE	KFO130E4SDA	Air Defrost Timer	9,360	278	217	195	
		1.25	ZS11KAE	KFO150E4SDA	Air Defrost Timer	9,423	555	217	205	
		1.5	ZS13KAE	KFO180E4SDA	Air Defrost Timer	10,423	555	217	210	
	FM3	2.0	ZS15KAE	KFO200E4SDA	Air Defrost Timer	10,434	555	217	215	
		2.5	ZS19KAE	KFO250E4SDA	Air Defrost Timer	10,631	555	217	230	
		3.0	ZS21KAE	KFO300E4SDA	Air Defrost Timer	11,380	555	283	305	
	FM4	3.5	ZS26KAE	KFO350E4SDA	Air Defrost Timer	12,499	555	283	325	
		4.0	ZS29KAE	KFO400E4SDA	Air Defrost Timer	12,670	555	296	352	
		4.5	ZS33KAE	KFO450E4SDA	Air Defrost Timer	13,673	555	304	375	
		5.0	ZS38K4E	KFO500E4SDA	Air Defrost Timer	14,306	555	304	383	
	LOW TEMPERATURE	FM1	1.0	ZF03KAE	KFO100L4SDA	ED-5	9,472	278	217	195
			1.3	ZF04KAE	KFO130L4SDA	ED-5	9,884	278	217	195
1.5			ZF05KAE	KFO160L4SDA	ED-5	10,327	278	217	195	
FM2		2.3	ZF07K4E	KFO230L4SDA	ED-7	10,957	555	217	230	
		2.5	ZF08K4E	KFO250L4SDA	ED-7	11,834	555	217	240	
		3.0	ZF09K4E	KFO300L4SDA	ED-7	12,256	555	283	245	
FM3		3.5	ZF11K4E	KFO350L4SDA	ED-10	13,541	555	283	255	
		4.0	ZF13K4E	KFO400L4SDB	ED-10	15,257	-	296	352	
FM4	5.0	ZF15K4E	KFO500L4SDB	ED-10	15,766	-	296	367		

1. Factory Mounted Options are found on Page 68 & Shipped-Loose Accessories are found on Page 69

2. An Electric Defrost Kit must be ordered in lieu of the standard Air Defrost Timer when Extended Range Medium Temperature models are used for low temperature applications. " - " = Not Available

For specific model DOE AWEF values in a given application, please refer to this product lines corresponding Sales/Marketing Brochure found on our website.

AIR-COOLED CONDENSING UNITS



Next-Gen Kompact - 1/2-6 HP Condensing Units

Non-Flooded - Scroll Compressor - Configurable Base Models - 208-230/1/60

Includes Liquid Line Kit with Filter/Drier, Sight Glass with Moisture Indicator and Defrost Provisions

208-230/1/60									
	Cabinet Size	Nom. H.P.	Compressor Model Number	Model Number	Standard Defrost Provision(s)	List Price (\$US)	EC Motor List Price Adder (\$US)	4 Year Compressor Protection Plan (NET PRICE ADDER \$US)	Approx. Ship Weight (lbs)
MED. TEMP.	FM1	0.5	ZB06KAE	KBO060M4SDB	Air Defrost Timer	7,809	-	\$217	195
		0.75	ZB07KAE	KBO080M4SDB	Air Defrost Timer	8,268	-	217	195
		1.0	ZB08KAE	KBO100M4SDB	Air Defrost Timer	8,426	-	217	195
		1.0	ZS09KAE	KBO130E4SDB	Air Defrost Timer	8,899	-	217	195
EXTENDED MEDIUM TEMPERATURE	FM2	1.25	ZS11KAE	KBO150E4SDA	Air Defrost Timer	8,967	555	217	205
		1.5	ZS13KAE	KBO180E4SDA	Air Defrost Timer	9,760	555	217	210
	FM3	2.0	ZS15KAE	KBO200E4SDA	Air Defrost Timer	9,934	555	217	215
		2.5	ZS19KAE	KBO250E4SDA	Air Defrost Timer	10,126	555	217	230
	FM4	3.0	ZS21KAE	KBO300E4SDB	Air Defrost Timer	10,955	-	283	305
		3.5	ZS26KAE	KBO350E4SDB	Air Defrost Timer	12,001	-	283	325
		4.0	ZS29KAE	KBO400E4SDB	Air Defrost Timer	12,184	-	296	352
		4.5	ZS33KAE	KBO450E4SDB	Air Defrost Timer	13,212	-	304	375
		5.0	ZS38K4E	KBO500E4SDB	Air Defrost Timer	13,879	-	304	383
	LOW TEMPERATURE	FM1	1.0	ZF03KAE	KBO100L4SDB	ED-5	8,959	-	217
1.3			ZF04KAE	KBO130L4SDB	ED-5	9,407	-	217	195
1.5			ZF05KAE	KBO160L4SDB	ED-5	9,872	-	217	195
FM2		2.3	ZF07K4E	KBO230L4SDA	ED-7	10,528	555	217	230
		2.5	ZF08K4E	KBO250L4SDA	ED-7	11,423	555	217	240
FM3		3.0	ZF09K4E	KBO300L4SDA	ED-7	12,119	555	283	245
		3.5	ZF11K4E	KBO350L4SDA	ED-10	13,090	555	283	255
		4.0	ZF13K4E	KBO400L4SDB	ED-10	14,848	-	296	352
FM4	5.0	ZF15K4E	KBO500L4SDB	ED-10	15,285	-	296	367	

1. Factory Mounted Options are found on Page 68 & Shipped-Loose Accessories are found on Page 69

2. An Electric Defrost Kit must be ordered in lieu of the standard Air Defrost Timer when Extended Range Medium Temperature models are used for low temperature applications. "—" = Not Available

For specific model DOE AWEF values in a given application, please refer to this product lines corresponding Sales/Marketing Brochure found on our website.

Next-Gen Kompact - 1/2-6 HP Condensing Units

Flooded - Scroll Compressor - 208-230/1/60

No Defrost Provisions Pre-Configured Models

Includes Flooded Head Pressure Control Valve, Liquid Line Kit with Filter/Drier, Sight Glass with Moisture Indicator and No Defrost Provisions

		208-230/1/60				4 Year	Approx. Ship Weight (lbs)	
		Cabinet Size	Nom. H.P.	Compressor Model Number	Model Number	List Price (\$US)		Compressor Protection Plan (NET PRICE ADDER \$US)
MED. TEMP.	FM1	0.5	ZB06KAE	KFO060M4SDANT	\$7,619	\$217	195	
		0.75	ZB07KAE	KFO080M4SDANT	8,079	217	195	
		1.0	ZB08KAE	KFO100M4SDANT	8,241	217	195	
		1.0	ZS09KAE	KFO130E4SDANT	8,761	217	195	
EXTENDED MEDIUM TEMPERATURE	FM2	1.25	ZS11KAE	KFO150E4SDANT	8,824	217	205	
		1.5	ZS13KAE	KFO180E4SDANT	9,824	217	210	
	FM3	2.0	ZS15KAE	KFO200E4SDANT	9,835	217	215	
		2.5	ZS19KAE	KFO250E4SDANT	10,032	217	230	
	FM4	3.0	ZS21KAE	KFO300E4SDANT	10,781	283	305	
		3.5	ZS26KAE	KFO350E4SDANT	11,900	283	325	
		4.0	ZS29KAE	KFO400E4SDANT	12,071	296	352	
		4.5	ZS33KAE	KFO450E4SDANT	13,074	304	375	
			5.0	ZS38K4E	KFO500E4SDANT	13,707	304	383
	LOW TEMPERATURE	FM1	1.0	ZF03KAE	KFO100L4SDANT	8,749	217	195
1.3			ZF04KAE	KFO130L4SDANT	9,161	217	195	
1.5			ZF05KAE	KFO160L4SDANT	9,604	217	195	
FM2		2.3	ZF07K4E	KFO230L4SDANT	10,234	217	230	
		2.5	ZF08K4E	KFO250L4SDANT	11,111	217	240	
FM3		3.0	ZF09K4E	KFO300L4SDANT	11,533	283	245	
		3.5	ZF11K4E	KFO350L4SDANT	12,818	283	255	
		4.0	ZF13K4E	KFO400L4SDBNT	14,534	296	352	
FM4		5.0	ZF15K4E	KFO500L4SDBNT	15,043	296	367	

For specific model DOE AWEF values in a given application, please refer to this product lines corresponding Sales/Marketing Brochure found on our website.

AIR-COOLED CONDENSING UNITS



Next-Gen Kompact - 1/2-6 HP Condensing Units

Flooded - Scroll Compressor - 208-230/1/60

No Defrost Timer with Adjustable Low Pressure Control Pre-Configured Models

Includes Flooded Head Pressure Control Valve, Liquid Line Kit with Filter/Drier, Sight Glass with Moisture Indicator Adjustable Low Pressure Control and No Defrost Timer

		208-230/1/60				4 Year Compressor Protection Plan (NET PRICE ADDER \$US)	Approx. Ship Weight (lbs)
Cabinet Size	Nom. H.P.	Compressor Model Number	Model Number	List Price (\$US)			
MED. TEMP.	FM1	0.5	ZB06KAE	KFO060M4SDAALNT	7792	\$217	195
		0.75	ZB07KAE	KFO080M4SDAALNT	8252	217	195
		1.0	ZB08KAE	KFO100M4SDAALNT	8414	217	195
		1.0	ZS09KAE	KFO130E4SDAALNT	8934	217	195
EXTENDED MEDIUM TEMPERATURE	FM2	1.25	ZS11KAE	KFO150E4SDAALNT	8997	217	205
		1.5	ZS13KAE	KFO180E4SDAALNT	9997	217	210
	FM3	2.0	ZS15KAE	KFO200E4SDAALNT	10008	217	215
		2.5	ZS19KAE	KFO250E4SDAALNT	10205	217	230
	FM4	3.0	ZS21KAE	KFO300E4SDAALNT	10954	283	305
		3.5	ZS26KAE	KFO350E4SDAALNT	12073	283	325
		4.0	ZS29KAE	KFO400E4SDAALNT	12244	296	352
		4.5	ZS33KAE	KFO450E4SDAALNT	13247	304	375
		5.0	ZS38K4E	KFO500E4SDAALNT	13880	304	383

For specific model DOE AWEF values in a given application, please refer to this product lines corresponding Sales/Marketing Brochure found on our website.

Next-Gen Kompact - 1/2-6 HP Condensing Units

Flooded - Scroll Compressor - Configurable Base Models - 208-230/3/60

Includes Flooded Head Pressure Control Valve, Liquid Line Kit with Filter/Drier, Sight Glass with Moisture Indicator and Defrost Provisions

208-230/3/60										
	Cabinet Size	Nom. H.P.	Compressor Model Number	Model Number	Standard Defrost Provision(s)	List Price (\$US)	EC Motor List Price Adder (\$US)	4 Year Compressor Protection Plan (NET PRICE ADDER \$US)	Approx. Ship Weight (lbs)	
MED. TEMP.	FM1	0.5	ZB06KAE	KFO060M4SEA	Air Defrost Timer	8,316	278	217	195	
		0.75	ZB07KAE	KFO080M4SEA	Air Defrost Timer	8,906	278	217	195	
		1.0	ZB08KAE	KFO100M4SEA	Air Defrost Timer	9,012	278	217	195	
EXTENDED MEDIUM TEMPERATURE.	FM2	1.0	ZS09KAE	KFO130E4SEA	Air Defrost Timer	9,331	278	217	195	
		1.25	ZS11KAE	KFO150E4SEA	Air Defrost Timer	9,485	555	217	205	
	FM3	1.5	ZS13KAE	KFO180E4SEA	Air Defrost Timer	10,250	555	217	210	
		2.0	ZS15KAE	KFO200E4SEA	Air Defrost Timer	10,506	555	217	215	
	FM4	2.5	ZS19KAE	KFO250E4SEA	Air Defrost Timer	10,770	555	217	230	
		3.0	ZS21KAE	KFO300E4SEA	Air Defrost Timer	11,576	555	283	305	
		3.5	ZS26KAE	KFO350E4SEA	Air Defrost Timer	12,695	555	283	325	
		4.0	ZS29KAE	KFO400E4SEA	Air Defrost Timer	12,422	555	296	352	
		4.5	ZS33KAE	KFO450E4SEA	Air Defrost Timer	13,401	555	304	375	
		5.0	ZS38K4E	KFO500E4SEA	Air Defrost Timer	14,463	555	304	383	
	LOW TEMPERATURE	FM1	6.0	ZS45K4E	KFO600E4SEA	Air Defrost Timer	16,049	555	304	405
			1.0	ZF03KAE	KFO100L4SEA	ED-5	9,599	278	217	195
1.3			ZF04KAE	KFO130L4SEA	ED-5	10,017	278	217	195	
FM2		1.5	ZF05KAE	KFO160L4SEA	ED-5	10,466	278	217	195	
		2.3	ZF07K4E	KFO230L4SEA	ED-5	11,106	555	217	230	
FM3		2.5	ZF08K4E	KFO250L4SEA	ED-6	12,045	555	217	240	
		3.0	ZF09K4E	KFO300L4SEA	ED-6	12,484	555	283	245	
		3.5	ZF11K4E	KFO350L4SEA	ED-7	13,694	555	283	255	
FM4		4.0	ZF13K4E	KFO400L4SEB	ED-7	15,411	-	296	352	
		5.0	ZF15K4E	KFO500L4SEB	ED-11	15,851	-	296	367	
	6.0	ZF18K4E	KFO600L4SEB	ED-11	16,772	-	304	383		

1. Factory Mounted Options are found on Page 68 & Shipped-Loose Accessories are found on Page 69

2. An Electric Defrost Kit must be ordered in lieu of the standard Air Defrost Timer when Extended Range Medium Temperature models are used for low temperature applications. " - " = Not Available

For specific model DOE AWEF values in a given application, please refer to this product lines corresponding Sales/Marketing Brochure found on our website.

AIR-COOLED CONDENSING UNITS



Next-Gen Kompact - 1/2-6 HP Condensing Units

Non-Flooded - Scroll Compressor - Configurable Base Models - 208-230/3/60

Includes Liquid Line Kit with Filter/Drier, Sight Glass with Moisture Indicator and Defrost Provisions

208-230/3/60										
	Cabinet Size	Nom. H.P.	Compressor Model Number	Model Number	Standard Defrost Provision(s)	List Price (\$US)	EC Motor List Price Adder (\$US)	4 Year Compressor Protection Plan (NET PRICE ADDER \$US)	Approx. Ship Weight (lbs)	
MED. TEMP.	FM1	0.5	ZB06KAE	KBO060M4SEB	Air Defrost Timer	7,902	-	217	195	
		0.75	ZB07KAE	KBO080M4SEB	Air Defrost Timer	8,496	-	217	195	
		1.0	ZB08KAE	KBO100M4SEB	Air Defrost Timer	8,602	-	217	195	
EXTENDED MEDIUM TEMPERATURE.	FM2	1.0	ZS09KAE	KBO130E4SEB	Air Defrost Timer	8,910	-	217	195	
		1.25	ZS11KAE	KBO150E4SEA	Air Defrost Timer	9,059	555	217	205	
	FM3	1.5	ZS13KAE	KBO180E4SEA	Air Defrost Timer	9,729	555	217	210	
		2.0	ZS15KAE	KBO200E4SEA	Air Defrost Timer	10,004	555	217	215	
	FM4	2.5	ZS19KAE	KBO250E4SEA	Air Defrost Timer	10,277	555	217	230	
		3.0	ZS21KAE	KBO300E4SEB	Air Defrost Timer	11,139	-	283	305	
		3.5	ZS26KAE	KBO350E4SEB	Air Defrost Timer	12,201	-	283	325	
		4.0	ZS29KAE	KBO400E4SEB	Air Defrost Timer	11,977	-	296	352	
		4.5	ZS33KAE	KBO450E4SEB	Air Defrost Timer	12,923	-	304	375	
		5.0	ZS38K4E	KBO500E4SEB	Air Defrost Timer	14,041	-	304	383	
	LOW TEMPERATURE	FM1	6.0	ZS45K4E	KBO600E4SEB	Air Defrost Timer	15,495	-	304	405
			1.0	ZF03KAE	KBO100L4SEB	ED-5	8,962	-	217	195
1.3			ZF04KAE	KBO130L4SEB	ED-5	9,453	-	217	195	
FM2		1.5	ZF05KAE	KBO160L4SEB	ED-5	9,954	-	217	195	
		2.3	ZF07K4E	KBO230L4SEA	ED-5	10,672	555	217	230	
FM3		2.5	ZF08K4E	KBO250L4SEA	ED-6	11,636	555	217	240	
		3.0	ZF09K4E	KBO300L4SEA	ED-6	12,074	555	283	245	
		3.5	ZF11K4E	KBO350L4SEA	ED-7	13,284	555	283	255	
FM4		4.0	ZF13K4E	KBO400L4SEB	ED-7	15,001	-	296	352	
		5.0	ZF15K4E	KBO500L4SEB	ED-11	15,442	-	296	367	
	6.0	ZF18K4E	KBO600L4SEB	ED-11	16,363	-	304	383		

1. Factory Mounted Options are found on Page 68 & Shipped-Loose Accessories are found on Page 69

2. An Electric Defrost Kit must be ordered in lieu of the standard Air Defrost Timer when Extended Range Medium Temperature models are used for low temperature applications. " - " = Not Available

For specific model DOE AWEF values in a given application, please refer to this product lines corresponding Sales/Marketing Brochure found on our website.

Next-Gen Kompact - 1/2-6 HP Condensing Units

Flooded - Scroll Compressor - 208-230/3/60

No Defrost Provisions Pre-Configured Models

Includes Flooded Head Pressure Control Valve, Liquid Line Kit with Filter/Drier, Sight Glass with Moisture Indicator and No Defrost Provisions

		208-230/3/60				4 Year	Approx.	
		Cabinet Size	Nom. H.P.	Compressor Model Number	Model Number	List Price (\$US)	Compressor Protection Plan (NET PRICE ADDER \$US)	Ship Weight (lbs)
MED. TEMP.	FM1	0.5	ZB06KAE	KFO060M4SEANT	7,717	217	195	
		0.75	ZB07KAE	KFO080M4SEANT	8,307	217	195	
		1.0	ZB08KAE	KFO100M4SEANT	8,413	217	195	
		1.0	ZS09KAE	KFO130E4SEANT	8,732	217	195	
EXTENDED MEDIUM TEMPERATURE.	FM2	1.25	ZS11KAE	KFO150E4SEANT	8,886	217	205	
		1.5	ZS13KAE	KFO180E4SEANT	9,651	217	210	
	FM3	2.0	ZS15KAE	KFO200E4SEANT	9,907	217	215	
		2.5	ZS19KAE	KFO250E4SEANT	10,171	217	230	
	FM4	3.0	ZS21KAE	KFO300E4SEANT	10,977	283	305	
		3.5	ZS26KAE	KFO350E4SEANT	12,096	283	325	
		4.0	ZS29KAE	KFO400E4SEANT	11,823	296	352	
		4.5	ZS33KAE	KFO450E4SEANT	12,802	304	375	
		5.0	ZS38K4E	KFO500E4SEANT	13,864	304	383	
		6.0	ZS45K4E	KFO600E4SEANT	15,450	304	405	
	LOW TEMPERATURE	FM1	1.0	ZF03KAE	KFO100L4SEANT	8,876	217	195
			1.3	ZF04KAE	KFO130L4SEANT	9,294	217	195
1.5			ZF05KAE	KFO160L4SEANT	9,743	217	195	
FM2		2.3	ZF07K4E	KFO230L4SEANT	10,383	217	230	
FM3		2.5	ZF08K4E	KFO250L4SEANT	11,322	283	240	
		3.0	ZF09K4E	KFO300L4SEANT	11,761	283	245	
		3.5	ZF11K4E	KFO350L4SEANT	12,971	283	255	
FM4		4.0	ZF13K4E	KFO400L4SEBNT	14,688	296	352	
		5.0	ZF15K4E	KFO500L4SEBNT	15,128	296	367	
		6.0	ZF18K4E	KFO600L4SEBNT	16,049	304	383	

For specific model DOE AWEF values in a given application, please refer to this product lines corresponding Sales/Marketing Brochure found on our website.

AIR-COOLED CONDENSING UNITS



Next-Gen Kompact - 1/2-6 HP Condensing Units

Flooded - Scroll Compressor - 208-230/3/60

No Defrost Timer with Adjustable Low Pressure Control Pre-Configured Models

Includes Flooded Head Pressure Control Valve, Liquid Line Kit with Filter/Drier, Sight Glass with Moisture Indicator Adjustable Low Pressure Control and No Defrost Timer

		208-230/3/60				4 Year Compressor Protection Plan (NET PRICE ADDER \$US)	Approx. Ship Weight (lbs)
		Cabinet Size	Nom. H.P.	Compressor Model Number	Model Number	List Price (\$US)	
MED. TEMP.	FM1	0.5	ZB06KAE	KFO060M4SEALNT	7890	217	195
		0.75	ZB07KAE	KFO080M4SEALNT	8480	217	195
		1.0	ZB08KAE	KFO100M4SEALNT	8586	217	195
		1.0	ZS09KAE	KFO130E4SEALNT	8905	217	195
EXTENDED MEDIUM TEMPERATURE.	FM2	1.25	ZS11KAE	KFO150E4SEALNT	9059	217	205
		1.5	ZS13KAE	KFO180E4SEALNT	9824	217	210
	FM3	2.0	ZS15KAE	KFO200E4SEALNT	10080	217	215
		2.5	ZS19KAE	KFO250E4SEALNT	10344	217	230
	FM4	3.0	ZS21KAE	KFO300E4SEALNT	11150	283	305
		3.5	ZS26KAE	KFO350E4SEALNT	12269	283	325
		4.0	ZS29KAE	KFO400E4SEALNT	11996	296	352
		4.5	ZS33KAE	KFO450E4SEALNT	12975	304	375
		5.0	ZS38K4E	KFO500E4SEALNT	14037	304	383
		6.0	ZS45K4E	KFO600E4SEALNT	15623	304	405

For specific model DOE AWEF values in a given application, please refer to this product lines corresponding Sales/Marketing Brochure found on our website.

Next-Gen Kompact - 1/2-6 HP Condensing Units

Flooded - Scroll Compressor - Configurable Base Models - 460/3/60

Includes Flooded Head Pressure Control Valve, Liquid Line Kit with Filter/Drier, Sight Glass with Moisture Indicator and Defrost Provisions

		460/3/60					EC Motor List Price Adder (\$US)	4 Year Compressor Protection Plan (NET PRICE ADDER \$US)	Approx. Ship Weight (lbs)
Cabinet Size	Nom. H.P.	Compressor Model Number	Model Number	Standard Defrost Provision(s)	List Price (\$US)				
EXTENDED MEDIUM TEMPERATURE:	FM1	1.0	ZS09KAE	KFO130E4SGA	Air Defrost Timer	10,272	278	217	195
	FM2	1.25	ZS11KAE	KFO150E4SGA	Air Defrost Timer	10,521	555	217	205
		1.5	ZS13KAE	KFO180E4SGA	Air Defrost Timer	11,026	555	217	210
	FM3	2.0	ZS15KAE	KFO200E4SGA	Air Defrost Timer	11,152	555	217	215
		2.5	ZS19KAE	KFO250E4SGA	Air Defrost Timer	11,310	555	217	230
	FM4	3.0	ZS21KAE	KFO300E4SGA	Air Defrost Timer	12,061	555	283	305
		3.5	ZS26KAE	KFO350E4SGA	Air Defrost Timer	13,146	555	283	325
		4.0	ZS29KAE	KFO400E4SGA	Air Defrost Timer	13,662	555	296	352
		4.5	ZS33KAE	KFO450E4SGA	Air Defrost Timer	14,750	555	304	375
		5.0	ZS38K4E	KFO500E4SGA	Air Defrost Timer	14,912	555	304	383
	6.0	ZS45K4E	KFO600E4SGA	Air Defrost Timer	16,501	555	304	405	
LOW TEMPERATURE	FM2	2.3	ZF07K4E	KFO230L4SGA	ED-17	12,048	555	217	230
	FM3	2.5	ZF08K4E	KFO250L4SGA	ED-17	12,986	555	217	240
		3.0	ZF09K4E	KFO300L4SGA	ED-17	13,208	555	283	245
		3.5	ZF11K4E	KFO350L4SGA	ED-17	14,144	555	283	255
	FM4	4.0	ZF13K4E	KFO400L4SGB	ED-17	15,627	-	296	352
		5.0	ZF15K4E	KFO500L4SGB	ED-17	16,113	-	296	367
	6.0	ZF18K4E	KFO600L4SGB	ED-17	17,041	-	304	383	

1. Factory Mounted Options are found on Page 68 & Shipped-Loose Accessories are found on Page 69

2. An Electric Defrost Kit must be ordered in lieu of the standard Air Defrost Timer when Extended Range Medium Temperature models are used for low temperature applications. " - " = Not Available

For specific model DOE AWEF values in a given application, please refer to this product lines corresponding Sales/Marketing Brochure found on our website.

AIR-COOLED CONDENSING UNITS



Next-Gen Kompact - 1/2-6 HP Condensing Units

Non-Flooded - Scroll Compressor - Configurable Base Models - 460/3/60

Includes Liquid Line Kit with Filter/Drier, Sight Glass with Moisture Indicator and Defrost Provisions

		460/3/60					EC Motor List Price Adder (\$US)	4 Year Compressor Protection Plan (NET PRICE ADDER \$US)	Approx. Ship Weight (lbs)
Cabinet Size	Nom. H.P.	Compressor Model Number	Model Number	Standard Defrost Provision(s)	List Price (\$US)				
EXTENDED MEDIUM TEMPERATURE	FM2	1.25	ZS11KAE	KBO150E4SGA	Air Defrost Timer	10,095	555	217	205
		1.5	ZS13KAE	KBO180E4SGA	Air Defrost Timer	10,554	555	217	210
	FM3	2.0	ZS15KAE	KBO200E4SGA	Air Defrost Timer	10,679	555	217	215
		2.5	ZS19KAE	KBO250E4SGA	Air Defrost Timer	10,837	555	217	230
	FM4	3.0	ZS21KAE	KBO300E4SGB	Air Defrost Timer	11,651	-	283	305
		3.5	ZS26KAE	KBO350E4SGB	Air Defrost Timer	12,669	-	283	325
		4.0	ZS29KAE	KBO400E4SGB	Air Defrost Timer	13,223	-	296	352
		4.5	ZS33KAE	KBO450E4SGB	Air Defrost Timer	14,168	-	304	375
		5.0	ZS38K4E	KBO500E4SGB	Air Defrost Timer	14,458	-	304	383
		6.0	ZS45K4E	KBO600E4SGB	Air Defrost Timer	16,023	-	304	405
LOW TEMPERATURE	FM2	2.3	ZF07K4E	KBO230L4SGA	ED-17	11,374	555	217	230
	FM3	2.5	ZF08K4E	KBO250L4SGA	ED-17	12,338	555	217	240
		3.0	ZF09K4E	KBO300L4SGA	ED-17	12,741	555	283	245
		3.5	ZF11K4E	KBO350L4SGA	ED-17	13,735	555	283	255
	FM4	4.0	ZF13K4E	KBO400L4SGB	ED-17	15,218	-	296	352
		5.0	ZF15K4E	KBO500L4SGB	ED-17	15,703	-	296	367
		6.0	ZF18K4E	KBO600L4SGB	ED-17	16,632	-	304	383

1. Factory Mounted Options are found on Page 68 & Shipped-Loose Accessories are found on Page 69

2. An Electric Defrost Kit must be ordered in lieu of the standard Air Defrost Timer when Extended Range Medium Temperature models are used for low temperature applications. " - " = Not Available

For specific model DOE AWEF values in a given application, please refer to this product lines corresponding Sales/Marketing Brochure found on our website.

Next-Gen Kompact - 1/2-6 HP Condensing Units

Factory Installed Options - General

Option Description	Cabinet Size	List Price Adder (\$US)	
		Medium Temperature	Low Temperature
CRANKCASE HEATER	ALL	STANDARD	
FIXED HIGH/FIXED LOW PRESSURE CONTROL	ALL	STANDARD	-
FIXED HIGH/ADJUSTABLE LOW PRESSURE CONTROL	ALL	\$173	STANDARD
ADJUSTABLE HIGH/ADJUSTABLE LOW PRESSURE CONTROL	ALL	386	
LIQUID LINE WITH COMPONENTS: SEALED FILTER & SIGHT GLASS	ALL	STANDARD	
LIQUID LINE WITHOUT COMPONENTS: PIPE ONLY	FM1	-358	
	FM2 - FM4	-425	
LIQUID LINE WITH PREMIUM COMPONENTS: REPLACEABLE CORE FILTER/DRIER & SIGHT GLASS	FM4	524	
SUCTION LINE COMPONENTS: SEALED FILTER	FM1	370	
	FM2 - FM4	440	
SUCTION LINE COMPONENTS: REPLACEABLE CORE FILTER	FM4	526	
SUCTION LINE ACCUMULATOR (CANNOT BE ORDERED WITHOUT SUCTION LINE COMPONENTS)	FM1	570	
	FM2 - FM4	880	
OIL SEPERATOR	FM4	1,498	
OVER-SIZED RECEIVER	FM1	472	
	FM2	563	
	FM3	1,347	
	FM4	1,382	
PUMPDOWN TOGGLE SWITCH	ALL	363	
HEATED AND INSULATED RECEIVER	ALL	772	
PHASE LOSS MONITOR	ALL	1,265	
COPPER FINS OR ELECTRO FIN COATED COIL	ALL	CONTACT FACTORY	
THRU THE DOOR - NON - FUSED - DISCONNECT SWITCH	FM1 - FM2	543	
	FM3 - FM4	720	
EXTERNAL FUSED DISCONNECT (Mounted)	FM1 - FM2	610	
	FM3 - FM4	1,123	

Negative numbers represent the price to be deducted from base price if a standard feature is removed.

Factory Installed Options - Common Defrost Components

Option Description	Cabinet Size	List Price Adder (\$US)	
		Medium Temperature	Low Temperature
STANDARD (ELECTRONIC) AIR DEFROST TIMER*	ALL	STANDARD	-
REMOVE STANDARD AIR DEFROST TIMER	ALL	-599	-
STANDARD DEFROST KIT (ED5 - ED11)	ALL	-	STANDARD
SUBSTITUTE STANDARD AIR DEFROST TIMER FOR STANDARD DEFROST KIT (ED5-ED11)	ALL	124	-
REMOVE STANDARD DEFROST KIT	ALL	-	-723

Negative numbers represent the price to be deducted from base price if a standard feature is removed.

* Standard Electronic Air Defrost Timer can be substituted with Mechanical Air Defrost Timer at no charge.

Defrost Kit Descriptions & Additional Defrost Kit Options Available on Pages 69 & 70

Next-Gen Kompact - 1/2-6 HP Condensing Units

Shipped-Loose Accessories

Option Description	Cabinet Size	List Price (\$US)
CRANKCASE PRESSURE REGULATING VALVE	ALL	CONTACT FACTORY
EXTERNAL FUSED DISCONNECT	FM4	1,010
TWO TIERED STACKING RACK	ALL	CONTACT FACTORY
SNOW / HAIL GUARDS	FM1	414
	FM2	457
	FM3	494
	FM4	606

Electric Defrost Kits - Descriptions

The Kompact Electric Defrost System provides unique features that other defrost systems lack. These energy saving features are as follows:

- The auxiliary switch on 3 phase systems and block-out relays on 1 phase systems prevents the defrost heaters from energizing when the compressor is in operation. This feature holds the maximum amp draw to the largest single load that the system will draw, and therefore reduces the electrical service requirement to the condensing unit.
- On multiple evaporator systems, individual defrost contactors are used in conjunction with sequencing relays* to allow each evaporator to terminate defrost independently. This efficient method of defrost saves electricity, and reduces the potential of overheating and steaming the evaporators. In addition, the amount of heat added to the room is kept to a minimum, reducing the run time of the condensing unit.

Kit Number	Timer	Auxiliary Relays	Block-out Relays	† Defrost Heater Contactor (1)	‡ Fan Contactor	Sequencing Relay
ED-5	1	—	1-15A	—	—	—
ED-6	1	—	1-20A	—	—	—
ED-7	1	—	1-25A	—	—	—
ED-10	1	—	1-30A	—	—	—
ED-20	1	—	1-30A	—	—	2
ED-210	1	—	1-30A	—	—	—
ED-17	1	1	—	1-15A	1-25A	—
ED-11	1	1	—	1-30A	—	—
ED-12	1	1	—	1-30A	1-25A	—
ED-14	1	1	—	1-50A	1-25A	—
ED-211	1	1	—	1-30A	—	—
ED-213	1	1	—	1-50A	—	—
ED-21	1	1	—	2-15A	—	2
ED-22	1	1	—	2-15A	1-25A	2
ED-23	1	1	—	2-25A	—	2
ED-24	1	1	—	2-25A	1-25A	2

* Except for ED-210, ED-211, ED-213

† Heater contactor amperage is based on its resistive rating.

‡ Fan motor contactor amperage is based on its inductive rating.

Electric Defrost Kits - Definitions

- **Timer** - Initiates the defrost cycle. Also used as override protection for defrost termination.
- **Auxiliary Switch** - Mounted on the compressor contactor, it prevents the defrost contactor from operating whenever the compressor is energized.
- **Block-out Relay** - Serves the same function as auxiliary switch, except used when defrost contactor is not required (single phase only).
- **Fan Contactor** - Used with 460V motors or when 230V motors are wired for 3 phase power.
- **Defrost Contactor** - Carries amperage load for heaters. Contactor selection is based on the maximum resistive load rating of the contactor.
- **Relays** - Provides interconnection of multiple unit coolers on a single system so that each unit cooler is allowed to individually terminate defrost on temperature.

Next-Gen Kompact - 1/2-6 HP Condensing Units

Electric Defrost Kits - Pricing

Quantity of Unit Coolers	Description	Defrost Kit Number				List Price Adder (Only Available Mounted)
		1 PH. FANS 1 PH. HTRS	1 PH. FANS 3 PH. HTRS	230V	460V	
				3 PH. FANS 3 PH. HTRS	3 PH. FANS 3 PH. HTRS	
DEFROST KITS WHEN THE EVAPORATOR FAN MOTORS ARE WIRED FOR 230/1						
ONE UNIT COOLER PER SYSTEM	Up to 15 Amps Heater (w/ relay)	ED5-A2	-	-	-	723
	20 Amps Heater (w/ relay)	ED6-A2	-	-	-	723
	25 Amps Heater (w/ relay)	ED7-A2	-	-	-	723
	Up to 30 Amps Heater (w/ relay)	ED10-A2	-	-	-	723
	30 Amps - Heater (w/ contactors)	-	ED11-B2	-	-	723
TWO UNIT COOLER PER SYSTEM	Up to 30 Amps Heater (w/ relay)	ED210-A2	-	-	-	723
	30 Amps Heater	ED211-A2	ED211-B2	-	-	723
	50 Amps Heater	ED213-A2	ED213-B2	-	-	1,451
	Up to 15 Amps Heaters each (w/ relays)	ED20-A2	-	-	-	2,072
	15 Amps Heaters each	ED21-A2	ED21-B2	-	-	2,072
	25 Amps Heaters each (w/ relays)	ED23-A2	-	-	-	2,128
	25 Amps Heaters each (w/ contactors)	-	ED23-B2	-	-	2,128
DEFROST KITS WHEN THE EVAPORATOR FAN MOTORS ARE WIRED FOR 230/3, 460/3, OR 460/1.						
ONE UNIT COOLER PER SYSTEM	Up to 25 Amps Heater	ED17-A4	-	-	-	723
	30 Amps Heater	ED12-A4	ED12-BX	ED12-C2	ED12-C4	1,512
	50 Amps Heater	-	ED14-BX	ED14-C2	ED14-C4	1,769
TWO UNIT COOLER PER SYSTEM	Up to 15 Amps Heaters per Unit Cooler	-	ED22-BX	ED22-C2	ED22-C4	2,544
	25 Amps Heaters per Unit Cooler	-	ED24-BX	ED24-C2	ED24-C4	2,544

NOTE: Defrost Kits are only available Factory Mounted and cannot be Shipped Loose.

Defrost Kit Nomenclature:

ED	1	2
Kit Designator	Unit Coolers per System	Defrost Kit Identifier
	1, 2 or 3	

A	2
Defrost Heater Phase	Defrost Heater Voltage
A - 1 Phase Fan Motor(s), 1 Phase Heater(s)	2 - 208-230 4 - 460
B - 1 Phase Fan Motor(s), 3 Phase Heaters(s)	
C - 3 Phase Fan Motor(s), 3 Phase Heater(s)	

AIR-COOLED CONDENSING UNITS



Next-Gen II - 3-22 HP Condensing Units

Next-Gen II units feature a robust design that improves serviceability, increases unit efficiency, and are designed for use with low GWP refrigerants. Units are offered with Copeland Discus™, Copeland Scroll™ and Bitzer semi-hermetic compressors with a host of standard features and available options to meet a wide variety of refrigeration needs. Next-Gen II condensing units are built for durability and flexibility.



Model shown features configured options



STANDARD FEATURES

- Copeland Discus™, Copeland Scroll™ or Bitzer Semi-Hermetic Compressor
- All weather G90 galvanized steel painted enclosure
- Removable side panels for ease of service
- Generously sized high efficiency condenser, with enhanced copper tubes/and aluminum fins
- Liquid line kit with sealed filter/drier and sight glass with moisture indicator
- Easy access base mounted service valves placed external to cabinet
- Dual pressure (auto reset) controls with flexible Reflex® hoses
- Vertical receiver with isolation valves
- Refrigerant pressure relief valve on FD2 and FD3 Cabinets.
- Integral liquid subcooling circuit
- Suction line piping (filter optional)
- Heavy duty three phase condenser fan motor(s)
- Crankcase heater
- Control circuit fuses
- Pump down toggle switch
- Large electrical panel with hinged door
- 208-230V control voltage
- Color coded point-to-point wiring
- Liquid injection for low temp. Scroll compressors
- **Flooded models include flooded head pressure control (70°F)**
- **Non-flooded models include fan cycle control**

Next-Gen II Nomenclature:

CONFIGURABLE BASE MODEL								
K	F	D	S	04	M	4S	E	A
Brand	Style	Compressor Style	Compressor Configuration	Horsepower	Temperature Range	Refrigerant Type	Voltage Code	Vintage ²
K - Kramer	F - Flooded B - Non-Flooded	D - Discus O - Scroll B - Bitzer	S - Single		E - Extended Medium L - Low M - Medium	4S - Multiple Refrigerants	E - 208-230/3/60 G - 460/3/60 J - 575/3/60 N - 200-220/3/50 ¹ Q - 380/3/50 ¹	A or B

Note(s):

1. 50 Hz available. Contact Factory for additional information.
2. **A** Vintage has standard PSC motor(s). **B** Vintage has standard High Efficiency motors For specific model number vintages, please refer to following price tables or contact factory.

For specific model DOE AWEF values in a given application, please refer to this product lines corresponding Sales/Marketing Brochure found on our website.

Next-Gen II - 3-22 HP Condensing Units

Flooded - Discus Compressor - Medium Temperature - Configurable Base Models

	Compressor Model Number	Nominal H.P.	Voltage	Model Number	List Price (\$US)	4 Year Compressor Protection Plan (NET PRICE ADDER \$US)	Approx. Ship Weight (lbs)
Medium Temperature	2DC3R53K	04	208/230/3/60	KFDS04M4SEA	24,174	509	825
			460/3/60	KFDS04M4SGA	25,679		
			575/3/60	KFDS04M4SJA	26,193		
	2DD3R63K	05	208/230/3/60	KFDS05M4SEA	24,611	509	850
			460/3/60	KFDS05M4SGA	26,053		
			575/3/60	KFDS05M4SJA	26,708		
	2DL3R78K	06	208/230/3/60	KFDS06M4SEA	30,565	616	1,075
			460/3/60	KFDS06M4SGA	32,692		
			575/3/60	KFDS06M4SJA	33,342		
	2DA3R89K	07	208/230/3/60	KFDS07M4SEA	31,214	624	1,100
			460/3/60	KFDS07M4SGA	33,122		
			575/3/60	KFDS07M4SJA	33,774		
	3DA3R10M	08	208/230/3/60	KFDS08M4SEA	35,005	624	1,130
			460/3/60	KFDS08M4SGA	37,103		
			575/3/60	KFDS08M4SJA	37,859		
	3DB3R12M	10	208/230/3/60	KFDS10M4SEA	37,538	807	1,330
			460/3/60	KFDS10M4SGA	39,480		
			575/3/60	KFDS10M4SJA	40,208		
	3DF3R15M	12	208/230/3/60	KFDS12M4SEA	40,662	969	1,330
			460/3/60	KFDS12M4SGA	42,254		
			575/3/60	KFDS12M4SJA	-		
	3DS3R17M	15	208/230/3/60	KFDS15M4SEA	41,562	1,250	1,350
			460/3/60	KFDS15M4SGA	42,966		
			575/3/60	KFDS15M4SJA	43,696		

Factory Mounted Options & Shipped-Loose Accessories are found on Pages 83 and 84

"-" = Not Available

For specific model DOE AWEF values in a given application, please refer to this product lines corresponding Sales/Marketing Brochure found on our website.

AIR-COOLED CONDENSING UNITS



Next-Gen II - 3-22 HP Condensing Units

Non-Flooded - Discus Compressor - Medium Temperature - Configurable Base Models

	Compressor Model Number	Nominal H.P.	Voltage	Model Number	List Price (\$US)	4 Year Compressor Protection Plan (NET PRICE ADDER \$US)	Approx. Ship Weight (lbs)
Medium Temperature	2DC3R53K	04	208/230/3/60	KBDS04M4SEB	22,617	509	825
			460/3/60	KBDS04M4SGB	24,093		
			575/3/60	KBDS04M4SJB	24,599		
	2DD3R63K	05	208/230/3/60	KBDS05M4SEB	23,043	509	850
			460/3/60	KBDS05M4SGB	24,460		
			575/3/60	KBDS05M4SJB	25,102		
	2DL3R78K	06	208/230/3/60	KBDS06M4SEA	28,886	616	1,075
			460/3/60	KBDS06M4SGA	30,974		
			575/3/60	KBDS06M4SJA	31,613		
	2DA3R89K	07	208/230/3/60	KBDS07M4SEA	29,522	624	1,100
			460/3/60	KBDS07M4SGA	31,396		
			575/3/60	KBDS07M4SJA	32,035		
	3DA3R10M	08	208/230/3/60	KBDS08M4SEA	33,244	624	1,130
			460/3/60	KBDS08M4SGA	35,300		
			575/3/60	KBDS08M4SJA	36,042		
	3DB3R12M	10	208/230/3/60	KBDS10M4SEA	35,727	807	1,330
			460/3/60	KBDS10M4SGA	37,633		
			575/3/60	KBDS10M4SJA	38,347		
	3DF3R15M	12	208/230/3/60	KBDS12M4SEA	38,792	969	1,330
			460/3/60	KBDS12M4SGA	40,354		
			575/3/60	KBDS12M4SJA	-		
	3DS3R17M	15	208/230/3/60	KBDS15M4SEA	40,464	1,250	1,350
			460/3/60	KBDS15M4SGA	41,866		
			575/3/60	KBDS15M4SJA	42,596		

Factory Mounted Options & Shipped-Loose Accessories are found on Pages 83 and 84

"-" = Not Available

For specific model DOE AWEF values in a given application, please refer to this product lines corresponding Sales/Marketing Brochure found on our website.

Next-Gen II - 3-22 HP Condensing Units

Flooded - Discus Compressor - Low Temperature - Configurable Base Models

	Compressor Model Number	Nominal H.P.	Voltage	Model Number	List Price (\$US)	4 Year Compressor Protection Plan (NET PRICE ADDER \$US)	Approx. Ship Weight (lbs)
Low Temperature	2DF3F16K	03	208/230/3/60	KFDS03L4SEA	23,534	342	710
			460/3/60	KFDS03L4SGA	25,164		
			575/3/60	KFDS03L4SJA	25,759		
	2DL3F20K	04	208/230/3/60	KFDS04L4SEA	25,801	509	760
			460/3/60	KFDS04L4SGA	27,454		
			575/3/60	KFDS04L4SJA	27,990		
	2DA3F23K	05	208/230/3/60	KFDS05L4SEA	26,423	509	805
			460/3/60	KFDS05L4SGA	28,302		
			575/3/60	KFDS05L4SJA	28,862		
	3DA3F28K	06	208/230/3/60	KFDS06L4SEA	28,813	616	870
			460/3/60	KFDS06L4SGA	30,705		
			575/3/60	KFDS06L4SJA	31,459		
	3DB3F33K	08	208/230/3/60	KFDS08L4SEA	32,256	624	1,130
			460/3/60	KFDS08L4SGA	33,782		
			575/3/60	KFDS08L4SJA	34,940		
	3DF3F40K	09	208/230/3/60	KFDS09L4SEA	36,095	807	1,275
			460/3/60	KFDS09L4SGA	38,229		
			575/3/60	KFDS09L4SJA	38,986		
	3DS3F46K	10	208/230/3/60	KFDS10L4SEA	39,184	919	1,275
			460/3/60	KFDS10L4SGA	39,861		
			575/3/60	KFDS10L4SJA	40,861		
4DBNF54K	12	208/230/3/60	KFDS12L4SEA	39,962	969	1,290	
		460/3/60	KFDS12L4SGA	40,874			
		575/3/60	KFDS12L4SJA	41,697			
4DHNF63K	15	208/230/3/60	KFDS15L4SEA	42,000	1,250	1,310	
		460/3/60	KFDS15L4SGA	42,669			
		575/3/60	KFDS15L4SJA	43,566			
4DJNF76K	22	208/230/3/60	KFDS22L4SEA	47,601	1,546	1,420	
		460/3/60	KFDS22L4SGA	48,398			
		575/3/60	KFDS22L4SJA	49,630			

Factory Mounted Options & Shipped-Loose Accessories are found on Pages 83 and 84
 Demand Cooling™ is optional for Low Temp. Discus compressors. It's required for non-R404A refrigerants.

"-" = Not Available

For specific model DOE AWEF values in a given application, please refer to this product lines corresponding Sales/Marketing Brochure found on our website.

AIR-COOLED CONDENSING UNITS



Next-Gen II - 3-22 HP Condensing Units

Non-Flooded - Discus Compressor - Low Temperature - Configurable Base Models

	Compressor Model Number	Nominal H.P.	Voltage	Model Number	List Price (\$US)	4 Year Compressor Protection Plan (NET PRICE ADDER \$US)	Approx. Ship Weight (lbs)
Low Temperature	2DF3F16K	03	208/230/3/60	KBDS03L4SEB	22,434	342	710
			460/3/60	KBDS03L4SGB	24,065		
			575/3/60	KBDS03L4SJB	24,660		
	2DL3F20K	04	208/230/3/60	KBDS04L4SEB	24,701	509	760
			460/3/60	KBDS04L4SGB	26,355		
			575/3/60	KBDS04L4SJB	26,890		
	2DA3F23K	05	208/230/3/60	KBDS05L4SEB	25,324	509	805
			460/3/60	KBDS05L4SGB	27,203		
			575/3/60	KBDS05L4SJB	27,764		
	3DA3F28K	06	208/230/3/60	KBDS06L4SEA	27,715	616	870
			460/3/60	KBDS06L4SGA	29,608		
			575/3/60	KBDS06L4SJA	30,360		
	3DB3F33K	08	208/230/3/60	KBDS08L4SEA	31,156	624	1,130
			460/3/60	KBDS08L4SGA	32,684		
			575/3/60	KBDS08L4SJA	33,841		
	3DF3F40K	09	208/230/3/60	KBDS09L4SEA	34,997	807	1,275
			460/3/60	KBDS09L4SGA	37,129		
			575/3/60	KBDS09L4SJA	37,886		
	3DS3F46K	10	208/230/3/60	KBDS10L4SEA	38,085	919	1,275
			460/3/60	KBDS10L4SGA	38,762		
			575/3/60	KBDS10L4SJA	39,760		
4DBNF54K	12	208/230/3/60	KBDS12L4SEA	38,864	969	1,290	
		460/3/60	KBDS12L4SGA	39,775			
		575/3/60	KBDS12L4SJA	40,596			
4DHNF63K	15	208/230/3/60	KBDS15L4SEA	40,905	1,250	1,310	
		460/3/60	KBDS15L4SGA	41,571			
		575/3/60	KBDS15L4SJA	42,466			
4DJNF76K	22	208/230/3/60	KBDS22L4SEA	46,502	1,546	1,420	
		460/3/60	KBDS22L4SGA	47,299			
		575/3/60	KBDS22L4SJA	48,532			

Factory Mounted Options & Shipped-Loose Accessories are found on Pages 83 and 84
Demand Cooling™ is optional for Low Temp. Discus compressors. It's required for non-R404A refrigerants.

"-" = Not Available

For specific model DOE AWEF values in a given application, please refer to this product lines corresponding Sales/Marketing Brochure found on our website.

Next-Gen II - 3-22 HP Condensing Units

Flooded - Scroll Compressor - Medium Temperature - Configurable Base Models

	Compressor Model Number	Nominal H.P.	Voltage	Model Number	List Price (\$US)	4 Year Compressor Protection Plan (NET PRICE ADDER \$US)	Approx. Ship Weight (lbs)
Medium Temperature	ZS29KAE	04	208/230/3/60	KFOS04E4SEA	21,796	296	700
			460/3/60	KFOS04E4SGA	23,518		
			575/3/60	KFOS04E4SJA	24,027		
	ZS33KAE	05	208/230/3/60	KFOS05E4SEA	22,184	304	710
			460/3/60	KFOS05E4SGA	23,875		
			575/3/60	KFOS05E4SJA	24,454		
	ZS38K4E	06	208/230/3/60	KFOS06E4SEA	25,279	304	710
			460/3/60	KFOS06E4SGA	27,307		
			575/3/60	KFOS06E4SJA	27,881		
	ZS45K4E	07	208/230/3/60	KFOS07E4SEA	25,772	501	870
			460/3/60	KFOS07E4SGA	27,691		
			575/3/60	KFOS07E4SJA	28,267		
	ZB58K5E	08	208/230/3/60	KFOS08E4SEA	26,789	501	915
			460/3/60	KFOS08E4SGA	28,768		
			575/3/60	KFOS08E4SJA	29,394		
	ZB66K5E	09	208/230/3/60	KFOS09E4SEA	28,273	543	980
			460/3/60	KFOS09E4SGA	30,044		
			575/3/60	KFOS09E4SJA	30,640		
	ZB76K5E	10	208/230/3/60	KFOS10E4SEA	33,055	543	1,085
			460/3/60	KFOS10E4SGA	34,312		
			575/3/60	KFOS10E4SJA	35,016		
	ZB95K5E	13	208/230/3/60	KFOS13E4SEA	36,608	626	1,105
			460/3/60	KFOS13E4SGA	36,692		
			575/3/60	KFOS13E4SJA	37,891		
ZB114K5E	15	208/230/3/60	KFOS15E4SEA	40,875	640	1,200	
		460/3/60	KFOS15E4SGA	42,742			
		575/3/60	KFOS15E4SJA	43,576			

Factory Mounted Options & Shipped-Loose Accessories are found on Pages 83 and 84

"-" = Not Available

For specific model DOE AWEF values in a given application, please refer to this product lines corresponding Sales/Marketing Brochure found on our website.

AIR-COOLED CONDENSING UNITS



Next-Gen II - 3-22 HP Condensing Units

Non-Flooded - Scroll Compressor - Medium Temperature - Configurable Base Models

		Compressor Model Number	Nominal H.P.	Voltage	Model Number	List Price (\$US)	4 Year Compressor Protection Plan (NET PRICE ADDER \$US)	Approx. Ship Weight (lbs)
Medium Temperature	ZS29KAE	04	208/230/3/60	KBOS04E4SEB	\$20,698	\$296	700	
			460/3/60	KBOS04E4SGB	22,419			
			575/3/60	KBOS04E4SJB	22,928			
	ZS33KAE	05	208/230/3/60	KBOS05E4SEB	21,085	304	710	
			460/3/60	KBOS05E4SGB	22,777			
			575/3/60	KBOS05E4SJB	23,353			
	ZS38K4E	06	208/230/3/60	KBOS06E4SEB	24,180	304	710	
			460/3/60	KBOS06E4SGB	26,207			
			575/3/60	KBOS06E4SJB	26,783			
	ZS45K4E	07	208/230/3/60	KBOS07E4SEA	24,673	501	870	
			460/3/60	KBOS07E4SGA	26,593			
			575/3/60	KBOS07E4SJA	27,168			
	ZB58K5E	08	208/230/3/60	KBOS08E4SEA	25,184	501	915	
			460/3/60	KBOS08E4SGA	27,124			
			575/3/60	KBOS08E4SJA	27,738			
	ZB66K5E	09	208/230/3/60	KBOS09E4SEA	26,640	543	980	
			460/3/60	KBOS09E4SGA	28,375			
			575/3/60	KBOS09E4SJA	28,961			
	ZB76K5E	10	208/230/3/60	KBOS10E4SEA	31,329	543	1,085	
			460/3/60	KBOS10E4SGA	32,561			
			575/3/60	KBOS10E4SJA	33,253			
	ZB95K5E	13	208/230/3/60	KBOS13E4SEA	34,816	626	1,105	
			460/3/60	KBOS13E4SGA	34,898			
			575/3/60	KBOS13E4SJA	36,074			
ZB114K5E	15	208/230/3/60	KBOS15E4SEA	39,001	640	1,200		
		460/3/60	KBOS15E4SGA	40,832				
		575/3/60	KBOS15E4SJA	41,650				

Factory Mounted Options & Shipped-Loose Accessories are found on Pages 83 and 84

"-" = Not Available

For specific model DOE AWEF values in a given application, please refer to this product lines corresponding Sales/Marketing Brochure found on our website.

Next-Gen II - 3-22 HP Condensing Units

Flooded - Scroll Compressor - Low Temperature - Configurable Base Models

	Compressor Model Number	Nominal H.P.	Voltage	Model Number	List Price (\$US)	4 Year Compressor Protection Plan (NET PRICE ADDER \$US)	Approx. Ship Weight (lbs)
Low Temperature	ZF25K4E	08	208/230/3/60	KFOS08L4SEA	24,836	501	850
			460/3/60	KFOS08L4SGA	26,305		
			575/3/60	KFOS08L4SJA	26,820		
	ZF34K5E	10	208/230/3/60	KFOS10L4SEA	30,828	543	1,025
			460/3/60	KFOS10L4SGA	32,640		
			575/3/60	KFOS10L4SJA	33,310		
	ZF41K5E	13	208/230/3/60	KFOS13L4SEA	34,843	626	1,050
			460/3/60	KFOS13L4SGA	35,439		
			575/3/60	KFOS13L4SJA	36,405		
	ZF49K5E	15	208/230/3/60	KFOS15L4SEA	36,001	640	1,105
			460/3/60	KFOS15L4SGA	36,813		
			575/3/60	KFOS15L4SJA	37,549		

1. Factory Mounted Options are found on Page 83 & Shipped-Loose Accessories are found on Page 83
Liquid Injection is standard on Low Temp. Scroll compressors.

"-" = Not Available

Non-Flooded - Scroll Compressor - Low Temperature - Configurable Base Models

	Compressor Model Number	Nominal H.P.	Voltage	Model Number	List Price (\$US)	4 Year Compressor Protection Plan (NET PRICE ADDER \$US)	Approx. Ship Weight (lbs)
Low Temperature	ZF25K4E	08	208/230/3/60	KBOS08L4SEB	23,737	501	850
			460/3/60	KBOS08L4SGB	25,206		
			575/3/60	KBOS08L4SJB	25,720		
	ZF34K5E	10	208/230/3/60	KBOS10L4SEA	29,728	543	1,025
			460/3/60	KBOS10L4SGA	31,542		
			575/3/60	KBOS10L4SJA	32,211		
	ZF41K5E	13	208/230/3/60	KBOS13L4SEA	33,744	626	1,050
			460/3/60	KBOS13L4SGA	34,341		
			575/3/60	KBOS13L4SJA	35,306		
	ZF49K5E	15	208/230/3/60	KBOS15L4SEA	34,902	640	1,105
			460/3/60	KBOS15L4SGA	35,715		
			575/3/60	KBOS15L4SJA	36,449		

Factory Mounted Options & Shipped-Loose Accessories are found on Pages 83 and 84
Liquid Injection is standard on Low Temp. Scroll compressors.

"-" = Not Available

For specific model DOE AWEF values in a given application, please refer to this product lines corresponding Sales/Marketing Brochure found on our website.

AIR-COOLED CONDENSING UNITS



Next-Gen II - 3-22 HP Condensing Units

Flooded - Bitzer Compressor - Medium Temperature - Configurable Base Models

	Compressor Model Number	Nominal H.P.	Voltage	Model Number	List Price (\$US)	4 Year Compressor Protection Plan (NET PRICE ADDER \$US)	Approx. Ship Weight (lbs)
Medium Temperature	2DES-3	03	208/230/3/60	KFBS03E4SEA	26,024	509	800
			460/3/60	KFBS03E4SGA	27,731		
			575/3/60	KFBS03E4SJA	27,987		
	2CES-4	04	208/230/3/60	KFBS04E4SEA	26,435	509	825
			460/3/60	KFBS04E4SGA	28,079		
			575/3/60	KFBS04E4SJA	28,478		
	4FES-5	05	208/230/3/60	KFBS05E4SEA	26,860	509	850
			460/3/60	KFBS05E4SGA	28,446		
			575/3/60	KFBS05E4SJA	28,970		
	4EES-6	06	208/230/3/60	KFBS06E4SEA	29,441	616	1,075
			460/3/60	KFBS06E4SGA	30,553		
			575/3/60	KFBS06E4SJA	32,527		
	4DES-7	07	208/230/3/60	KFBS07E4SEA	31,986	624	1,100
			460/3/60	KFBS07E4SGA	32,625		
			575/3/60	KFBS07E4SJA	36,047		
	4CES-9	08	208/230/3/60	KFBS08E4SEA	36,744	624	1,130
			460/3/60	KFBS08E4SGA	38,581		
			575/3/60	KFBS08E4SJA	39,412		
	4TES-12	10	208/230/3/60	KFBS10E4SEA	37,187	807	1,330
			460/3/60	KFBS10E4SGA	39,384		
			575/3/60	KFBS10E4SJA	40,111		
	4PES-15	12	208/230/3/60	KFBS12E4SEA	38,767	969	1,330
			460/3/60	KFBS12E4SGA	40,789		
			575/3/60	KFBS12E4SJA	41,516		
4NES-20	15	208/230/3/60	KFBS15E4SEA	39,650	1,250	1,350	
		460/3/60	KFBS15E4SGA	41,590			
		575/3/60	KFBS15E4SJA	42,312			

Factory Mounted Options & Shipped-Loose Accessories are found on Pages 83 and 84

"-" = Not Available

For specific model DOE AWEF values in a given application, please refer to this product lines corresponding Sales/Marketing Brochure found on our website.

Next-Gen II - 3-22 HP Condensing Units

Non-Flooded - Bitzer Compressor - Medium Temperature - Configurable Base Models

	Compressor Model Number	Nominal H.P.	Voltage	Model Number	List Price (\$US)	4 Year Compressor Protection Plan (NET PRICE ADDER \$US)	Approx. Ship Weight (lbs)
Medium Temperature	2DES-3	03	208/230/3/60	KBBS03E4SEB	\$24,925	\$509	800
			460/3/60	KBBS03E4SGB	26,631		
			575/3/60	KBBS03E4SJB	26,888		
	2CES-4	04	208/230/3/60	KBBS04E4SEB	25,334	509	825
			460/3/60	KBBS04E4SGB	26,980		
			575/3/60	KBBS04E4SJB	27,378		
	4FES-5	05	208/230/3/60	KBBS05E4SEB	25,763	509	850
			460/3/60	KBBS05E4SGB	27,347		
			575/3/60	KBBS05E4SJB	27,871		
	4EES-6	06	208/230/3/60	KBBS06E4SEA	28,343	616	1,075
			460/3/60	KBBS06E4SGA	29,454		
			575/3/60	KBBS06E4SJA	31,428		
	4DES-7	07	208/230/3/60	KBBS07E4SEA	30,888	624	1,100
			460/3/60	KBBS07E4SGA	31,526		
			575/3/60	KBBS07E4SJA	34,948		
	4CES-9	08	208/230/3/60	KBBS08E4SEA	34,948	624	1,130
			460/3/60	KBBS08E4SGA	36,750		
			575/3/60	KBBS08E4SJA	37,564		
	4TES-12	10	208/230/3/60	KBBS10E4SEA	35,382	807	1,330
			460/3/60	KBBS10E4SGA	37,538		
			575/3/60	KBBS10E4SJA	38,252		
4PES-15	12	208/230/3/60	KBBS12E4SEA	36,934	969	1,330	
		460/3/60	KBBS12E4SGA	38,917			
		575/3/60	KBBS12E4SJA	39,630			
4NES-20	15	208/230/3/60	KBBS15E4SEA	37,799	1,250	1,350	
		460/3/60	KBBS15E4SGA	39,703			
		575/3/60	KBBS15E4SJA	40,411			

Factory Mounted Options & Shipped-Loose Accessories are found on Pages 83 and 84

"-" = Not Available

For specific model DOE AWEF values in a given application, please refer to this product lines corresponding Sales/Marketing Brochure found on our website.

AIR-COOLED CONDENSING UNITS



Next-Gen II - 3-22 HP Condensing Units

Flooded - Bitzer Compressor - Low Temperature - Configurable Base Models

	Compressor Model Number	Nominal H.P.	Voltage	Model Number	List Price (\$US)	4 Year Compressor Protection Plan	Approx. Ship Weight (lbs)
						(NET PRICE ADDER \$US)	
Low Temperature	4FES-3	03	208/230/3/60	KFBS03L4SEA	23,080	342	710
			460/3/60	KFBS03L4SGA	23,984		
			575/3/60	KFBS03L4SJA	24,563		
	4EES-4	04	208/230/3/60	KFBS04L4SEA	25,365	509	760
			460/3/60	KFBS04L4SGA	26,269		
			575/3/60	KFBS04L4SJA	26,848		
	4DES-5	05	208/230/3/60	KFBS05L4SEA	26,652	509	805
			460/3/60	KFBS05L4SGA	27,650		
			575/3/60	KFBS05L4SJA	28,210		
	4CES-6	06	208/230/3/60	KFBS06L4SEA	31,930	616	870
			460/3/60	KFBS06L4SGA	33,225		
			575/3/60	KFBS06L4SJA	33,608		
	4TES-9	08	208/230/3/60	KFBS08L4SEA	34,154	624	1,130
			460/3/60	KFBS08L4SGA	35,396		
			575/3/60	KFBS08L4SJA	35,894		
	4PES-12	09	208/230/3/60	KFBS09L4SEA	36,566	807	1,275
			460/3/60	KFBS09L4SGA	37,741		
			575/3/60	KFBS09L4SJA	38,844		
	4NES-14	10	208/230/3/60	KFBS10L4SEA	39,015	919	1,275
			460/3/60	KFBS10L4SGA	40,190		
			575/3/60	KFBS10L4SJA	41,292		
	4JE-15	12	208/230/3/60	KFBS12L4SEA	42,052	969	1,290
			460/3/60	KFBS12L4SGA	43,227		
			575/3/60	KFBS12L4SJA	44,329		
	4HE-18	15	208/230/3/60	KFBS15L4SEA	45,160	1,250	1,310
			460/3/60	KFBS15L4SGA	46,331		
			575/3/60	KFBS15L4SJA	47,436		
4GE-23	22	208/230/3/60	KFBS22L4SEA	46,331	1,546	1,420	
		460/3/60	KFBS22L4SGA	48,042			
		575/3/60	KFBS22L4SJA	49,148			

Factory Mounted Options & Shipped-Loose Accessories are found on Pages 83 and 84
Liquid Injection is optional on Low Temp. Bitzer compressors. It's required for non-R404A refrigerants.

"-" = Not Available

For specific model DOE AWEF values in a given application, please refer to this product lines corresponding Sales/Marketing Brochure found on our website.

Next-Gen II - 3-22 HP Condensing Units

Non-Flooded - Bitzer Compressor - Low Temperature - Configurable Base Models

	Compressor Model Number	Nominal H.P.	Voltage	Model Number	List Price (\$US)	4 Year Compressor Protection Plan (NET PRICE ADDER \$US)	Approx. Ship Weight (lbs)
Low Temperature	4FES-3	03	208/230/3/60	KBBS03L4SEB	21,981	342	710
			460/3/60	KBBS03L4SGB	22,885		
			575/3/60	KBBS03L4SJB	23,463		
	4EES-4	04	208/230/3/60	KBBS04L4SEB	24,265	509	760
			460/3/60	KBBS04L4SGB	25,169		
			575/3/60	KBBS04L4SJB	25,748		
	4DES-5	05	208/230/3/60	KBBS05L4SEB	25,553	509	805
			460/3/60	KBBS05L4SGB	26,551		
			575/3/60	KBBS05L4SJB	27,111		
	4CES-6	06	208/230/3/60	KBBS06L4SEB	30,832	616	870
			460/3/60	KBBS06L4SGB	32,127		
			575/3/60	KBBS06L4SJB	32,507		
4TES-9	08	208/230/3/60	KBBS08L4SEA	33,054	624	1,130	
		460/3/60	KBBS08L4SGA	34,298			
		575/3/60	KBBS08L4SJA	34,794			
4PES-12	09	208/230/3/60	KBBS09L4SEA	35,467	807	1,275	
		460/3/60	KBBS09L4SGA	36,641			
		575/3/60	KBBS09L4SJA	37,744			
4NES-14	10	208/230/3/60	KBBS10L4SEA	37,916	919	1,275	
		460/3/60	KBBS10L4SGA	39,089			
		575/3/60	KBBS10L4SJA	40,193			
4JE-15	12	208/230/3/60	KBBS12L4SEA	40,953	969	1,290	
		460/3/60	KBBS12L4SGA	42,128			
		575/3/60	KBBS12L4SJA	43,231			
4HE-18	15	208/230/3/60	KBBS15L4SEA	44,061	1,250	1,310	
		460/3/60	KBBS15L4SGA	45,232			
		575/3/60	KBBS15L4SJA	46,337			
4GE-23	22	208/230/3/60	KBBS22L4SEA	42,883	1,546	1,420	
		460/3/60	KBBS22L4SGA	46,942			
		575/3/60	KBBS22L4SJA	48,049			

Factory Mounted Options & Shipped-Loose Accessories are found on Pages 83 and 84
 Liquid Injection is optional on Low Temp. Bitzer compressors. It's required for non-R404A refrigerants.

"-" = Not Available

For specific model DOE AWEF values in a given application, please refer to this product lines corresponding Sales/Marketing Brochure found on our website.

AIR-COOLED CONDENSING UNITS



Next-Gen II - 3-22 HP Condensing Units

Factory Installed Options - Electrical Options

Option Description (All Options are Factory Mounted unless otherwise noted)	Option Number	H.P Range/ Cabinet	List Price Adder (\$US)
THROUGH THE DOOR NON-FUSED DISCONNECT SWITCH	TDNM-3	3-10	\$1,737
	TDNM-4	12-22	1,942
EXTERNAL FUSED DISCONNECT - Loose or Mounted	EFDM-2 (230V)	3 - 6	1,123
	EFDM-3 (230V)	7 - 10	1,336
	EFDM-4 (230V)	12 - 22	2,851
	EFDM-2 (460V)	3 - 6	1,320
	EFDM-3 (460V)	7 - 10	2,375
	EFDM-4 (460V)	12 - 22	3,919
	MAIN CIRCUIT BREAKER	BKR-2	3 - 6
BKR-3		7 - 10	2,021
BKR-4		12 - 22	2,543
† PHASE LOSS MONITOR	PLM	ALL	1,264
ANTI SHORT CYCLE TIMER	ASC	ALL	747
AIR DEFROST TIMER	TMR	ALL	621
CURRENT SENSING RELAY (Run proof)	CSR	ALL	828
COMPRESSOR UNLOADERS (Suction pressure control. Medium Temp reciprocating compressors only. 1 Step for 3D and larger compressors.	UNL-1	When Available	2,323

† Phase Loss monitor is a standard feature for K5 Scroll Series CoreSense modules. Extended Range models *OS8E4S thru OS15E4s and Low Temp OS10L4L thru *OS15L4S use K5 Series Scroll compressors.

Factory Installed Options - Defrost Kits

1 Unit Cooler per CU	Max Defrost Load	List Price (\$US)
DMA15	15	1,425
DMA20	20	
DMA24	24	
DMA30	30	
DMA35	35	1,591
DMA40	40	
DMA48	48	
DMB60	60	3,104
DMB96	96	

2 Unit Coolers per CU	Max Defrost Load	List Price (\$US)
DMB35	35	2,158
DMB40	40	
DMB48	48	
DMB60	60	3,104
DMB96	96	

3 Unit Coolers per CU	Max Defrost Load	List Price (\$US)
DMC35	35	3,247
DMC40	40	
DMC48	48	
DMC60	60	4,014
DMC96	96	

Note: All electric defrost kits include 1 fan contactor and are suitable for single or three phase loads. Defrost amp values are the maximum load for a kit. Smaller loads may be attached.

Next-Gen II Options continued on next page.

Next-Gen II - 3-22 HP Condensing Units

Factory Installed Options - Mechanical Options

Option Description (All Options are Factory Mounted unless otherwise noted)	Option Number	H.P Range/ Cabinet	List Price Adder (\$US)
SUCTION LINE FILTER (Sealed)	SK-5	3 - 8	545
	SK-6	9 - 10	924
	SK-7	12 - 22	1,474
REPLACEABLE CORE SUCTION FILTER	RSK-5	3 - 8	1,225
	RSK-6	9 - 10	1,567
	RSK-7	12 - 22	2,210
REPLACEABLE CORE LIQUID FILTER	RLK-5	3 - 8	1,285
	RLK-6	9 - 10	1,604
	RLK-7	12 - 22	2,320
SUCTION LINE ACCUMULATOR (Must add Suction line filter option.)	ASK-4	3 - 8	880
	ASK-5	9 - 10	1,293
	ASK-6	12 - 22	2,700
	OS-1	3 - 6	1,498
OIL SEPARATOR	OS-2	7 - 10	1,594
	OS-3	12 - 22	1,874
OVERSIZED RECEIVERS	OSR-1	1 FAN	1,322
	OSR-2	2 FAN	740
	OSR-3	2 FAN TALL	748
PRESSURE RELIEF VALVE (For models built on FD1 cabinet base. Requires Oversized Receiver OSR-1 option)	RV	FD1 Cabinet	335
HEATED AND INSULATED RECEIVER (Temperature controlled with low pressure bypass timer)	HIR	ALL	869
CRANKCASE PRESSURE REGULATOR (Do not use with MOP style TXV's. Must provide refrigerant type, holding temperature, suction temperature, and maximum design capacity.)	CPR VALVE	3 - 5	1,723
		6 - 9	1,910
		10 - 15	3,559
		22	5,570
LIQUID INJECTION / DEMAND COOLING™ (Low Temp. Bitzer and Discus compressors¹)	LNJ	ALL	2,819
HAIL / SNOW GUARDS (Shipped loose to prevent shipping damage. Requires field installation)	SG-E	1 FAN	1,045
	SG-F	2 FAN	1,429
	SG-G	2 FAN TALL	1,601
2 UNIT STACKING RACK (Shipped empty. Condensing units must be field installed.)	SR-2	1 or 2 FAN	Call Factory
3 UNIT STACKING RACK (Shipped empty. Condensing units must be field installed.)	SR-3	1 or 2 FAN	Call Factory

AIR-COOLED CONDENSING UNITS



QV-Series - 15-100 HP Condensing Units

The design of the innovative QV-Series Condensing Units™ sets the new standard for efficiency, reliability and serviceability to meet the needs of the food processing, industrial cooling and warehousing industries.

Models incorporate features from our award-winning Quantum Air™ Condensers such as the floating coil design with generously sized condensers for energy savings, swept wing fan blades for optimal air flow, and LED lighted control panel and hinged venturi panels for easy access. A floored compressor cabinet with removable compressor tray, service convenience outlet, hinged and removable access panels, integral liquid subcooling circuit, and paint protected galvanized steel housing are all standard features of these units.



STANDARD FEATURES

- Available in single, dual or parallel compressor configurations from 15 to 100 HP
- Prepaint gray exterior/ G60 galvanized steel outdoor cabinet construction
- Heavy gauge G90 galvanized steel frame
- Award-winning floating coil design with generously sized condensers for energy savings
- Integral subcooling circuit boosts energy efficiency
- Mechanically formed pre-bent tubing reduces potential leaks
- Separate power and control electrical panels
- Swept wing fan/Venturi improves airflow and sound
- Hinged and removable access panels
- Flip top hinged Venturi panels for easy servicing
- Floored compressor cabinet with removable compressor tray
- LED control and compressor panel lighting
- 110V service convenience outlet
- Service gauge hooks
- 3 Phase condenser fan motors
- Color-coded high and low pressure hoses
- Electronic oil failure control
- Horizontal receiver
- Receiver isolation valves
- Refrigerant relief valve
- Replaceable core liquid line filter
- Suction line and discharge line vibrasorbers
- Liquid line isolation valve with sight glass
- Single point alarm with liquid line solenoid lockout
- Control circuit and condenser fan fusing
- Condenser fan contactors
- UL and cUL listed for outdoor use
- **Flooded (KF) Models include an adjustable head pressure control valve**
- **Non-Flooded (KB) Models include electronic fan cycling control and a minimum charge monitor**
- **Parallel Compressor Models (KF*P/ KB*P) include an oil management system**

QV-Series Nomenclature:

CONFIGURABLE BASE MODEL								
K	F	D	V	30	M	4S	G	A
Brand	Style	Compressor Style	Compressor Configuration	Horsepower	Temperature Range	Refrigerant Type	Voltage Code	Vintage
K - Kramer	F - Flooded B - Non-Flooded	D - Discus B - Bitzer EcoLine	V - Single D - Dual P - Parallel Piped		L - Low M - Medium	4S - Multiple Refrigerants	E - 208-230/3/60 G - 460/3/60 J - 575/3/60	

Note(s):

1. 50 Hz available. Contact Factory for additional information.

For specific model DOE AWEF values in a given application, please refer to this product lines corresponding Sales/Marketing Brochure found on our website.

QV-Series - 15-100 HP Condensing Units

Discus Compressor - Single Compressor - Configurable Base Models

	Nom. H.P.	Model Number	Comp. Model Number (1 per Unit)	Flooded			Non-Flooded			4 Year Compressor Protection Plan (NET PRICE ADDER \$US)
				208-230/3	460/3	575/3	208-230/3	460/3	575/3	
Medium Temp.	15	K*DV015M4S*A	3DS3R17ME	46,941	47,710	48,861	46,658	47,452	48,316	1,250
	20	K*DV020M4S*A	4DBNR20ME	51,954	52,687	53,616	50,850	51,890	53,054	1,546
	25	K*DV025M4S*A	4DHNR22ME	62,040	62,720	64,011	60,780	61,830	62,987	1,728
	30	K*DV030M4S*A	4DJNR28ME	72,515	73,305	74,891	68,587	69,438	70,632	1,853
	35	K*DV035M4S*A	6DHNR35ME	82,127	82,597	84,509	79,096	79,312	80,993	1,952
	40	K*DV040M4S*A	6DJNR40ME ¹	90,379	91,634	93,126	86,889	88,163	90,026	2,038
Low Temp.	50	K*DV050M4S*A	6DUNR49ME	-	109,394	-	-	103,891	-	2,307
	22	K*DV022L4S*A	4DJNF76KE	58,361	59,589	60,822	58,351	59,089	60,387	1,546
	27	K*DV027L4S*A	6DHNF93KE	67,555	68,094	69,275	66,247	67,442	68,254	1,728
	30	K*DV030L4S*A	6DJNF11ME	74,637	75,324	76,862	73,098	74,322	75,938	1,853
	40	K*DV040L4S*A	6DUNF13ME	-	93,790	-	-	92,258	-	2,232

Factory Mounted Options & Shipped-Loose Accessories are found on Pages 89-90 and 95-96

* Represents Flooded (F) or Non-Flooded (B) & Voltage 208-230/3/60 (E), 460/3/60 (G) or 575/3/60 (J)

Demand Cooling is optional on Low Temp. Discus compressors. It's required for non-R404A refrigerants.

¹6DJ3R40ME on 575/3

"-" = Not Available

Bitzer Compressor - Single Compressor - Configurable Base Models

	Nom. H.P.	Model Number	Comp. Model Number (1 per Unit)	Flooded			Non-Flooded			4 Year Compressor Protection Plan (NET PRICE ADDER \$US)
				208-230/3	460/3	575/3	208-230/3	460/3	575/3	
Medium Temp.	15	K*BV015M4S*A	4NE-20	46,941	47,710	48,861	46,658	47,452	48,316	1,250
	20	K*BV020M4S*A	4JE-22	51,954	52,687	53,616	50,850	51,890	53,054	1,546
	25	K*BV025M4S*A	4HE-25	62,040	62,720	64,011	60,780	61,830	62,987	1,728
	30	K*BV030M4S*A	4GE-30	72,515	73,305	74,891	68,587	69,438	70,632	1,853
	35	K*BV035M4S*A	6HE-35	82,127	82,597	84,509	79,096	79,312	80,993	1,952
	40	K*BV040M4S*A	6GE-40	90,379	91,634	93,126	86,889	88,163	90,026	2,038
Low Temp.	50	K*BV050M4S*A	6FE-50	108,580	109,394	-	103,117	103,891	-	2,307
	22	K*BV022L4S*A	4GE-23	58,361	59,589	60,822	58,351	59,089	60,387	1,546
	27	K*BV027L4S*A	6HE-28	67,555	68,094	69,275	66,247	67,442	68,254	1,728
	30	K*BV030L4S*A	6GE-34	74,637	75,324	76,862	73,098	74,322	75,938	1,853
	40	K*BV040L4S*A	6FE-44	93,092	93,790	-	91,751	92,258	-	2,232

Factory Mounted Options & Shipped-Loose Accessories are found on Pages 89-90 and 95-96

* Represents Flooded (F) or Non-Flooded (B) & Voltage 208-230/3/60 (E), 460/3/60 (G) or 575/3/60 (J)

Liquid Injection is optional on Low Temp. Bitzer compressors. It's required for non-R404A refrigerants.

"-" = Not Available

For specific model DOE AWEF values in a given application, please refer to this product lines corresponding Sales/Marketing Brochure found on our website.

AIR-COOLED CONDENSING UNITS



QV-Series - 15-100 HP Condensing Units

Discus Compressor - Dual Compressor - Configurable Base Models

	Nom. H.P.	Model Number	Comp. Model Number (2 per Unit)	Flooded			Non-Flooded			4 Year Compressor Protection Plan (NET PRICE ADDER \$US)
				208-230/3	460/3	575/3	208-230/3	460/3	575/3	
Medium Temp.	30	K*DD030M4S*A	3DS3R17ME	93,885	95,421	97,723	93,315	94,903	96,634	2,500
	40	K*DD040M4S*A	4DBNR20ME	103,911	105,374	107,233	101,701	103,780	106,106	3,093
	50	K*DD050M4S*A	4DHNR22ME	124,081	125,442	128,023	121,560	123,662	125,972	3,457
	60	K*DD060M4S*A	4DJNR28ME	145,030	146,611	149,783	137,173	138,875	141,262	3,707
	70	K*DD070M4S*A	6DHNR35ME	164,253	165,194	169,018	158,192	158,625	161,985	3,904
	80	K*DD080M4S*A	6DJNR40ME ¹	180,759	183,268	186,250	173,778	176,325	180,052	4,077
Low Temp.	100	K*DD100M4S*A	6DUNR49ME	-	218,789	-	-	207,782	-	4,613
	44	K*DD044L4S*A	4DJNF76KE	116,721	119,177	121,645	116,704	118,179	120,771	3,093
	54	K*DD054L4S*A	6DHNF93KE	135,110	136,188	138,551	132,494	134,884	136,509	3,457
	60	K*DD060L4S*A	6DJNF11ME	149,273	150,649	153,727	146,197	148,641	151,876	3,707
	80	K*DD080L4S*A	6DUNF13ME	-	187,581	-	-	184,516	-	4,464

Factory Mounted Options & Shipped-Loose Accessories are found on Pages 91-92 and 95-96

* Represents Flooded (F) or Non-Flooded (B) & Voltage 208-230/3/60 (E), 460/3/60 (G) or 575/3/60 (J)

Demand Cooling is optional on Low Temp. Discus compressors. It's required for non-R404A refrigerants.

¹6DJ3R40ME on 575/3

"-" = Not Available

Bitzer Compressor - Dual Compressor - Configurable Base Models

	Nom. H.P.	Model Number	Comp. Model Number (2 per Unit)	Flooded			Non-Flooded			4 Year Compressor Protection Plan (NET PRICE ADDER \$US)
				208-230/3	460/3	575/3	208-230/3	460/3	575/3	
Medium Temp.	30	K*BD030M4S*A	4NE-20	93,885	95,421	97,723	93,315	94,903	96,634	2,500
	40	K*BD040M4S*A	4JE-22	103,911	105,374	107,233	101,701	103,780	106,106	3,093
	50	K*BD050M4S*A	4HE-25	124,081	125,442	128,023	121,560	123,662	125,972	3,457
	60	K*BD060M4S*A	4GE-30	145,030	146,611	149,783	137,173	138,875	141,262	3,707
	70	K*BD070M4S*A	6HE-35	164,253	165,194	169,018	158,192	158,625	161,985	3,904
	80	K*BD080M4S*A	6GE-40	180,759	183,268	186,250	173,778	176,325	180,052	4,077
Low Temp.	100	K*BD100M4S*A	6FE-50	217,160	218,789	-	206,235	207,782	-	4,613
	44	K*BD044L4S*A	4GE-23	116,721	119,177	121,645	116,704	118,179	120,771	3,093
	54	K*BD054L4S*A	6HE-28	135,110	136,188	138,551	132,494	134,884	136,509	3,457
	60	K*BD060L4S*A	6GE-34	149,273	150,649	153,727	146,197	148,641	151,876	3,707
	80	K*BD080L4S*A	6FE-44	186,184	187,581	-	183,142	184,516	-	4,464

Factory Mounted Options & Shipped-Loose Accessories are found on Pages 91-92 and 95-96

* Represents Flooded (F) or Non-Flooded (B) & Voltage 208-230/3/60 (E), 460/3/60 (G) or 575/3/60 (J)

Liquid Injection is optional on Low Temp. Bitzer compressors. It's required for non-R404A refrigerants.

"-" = Not Available

For specific model DOE AWEF values in a given application, please refer to this product lines corresponding Sales/Marketing Brochure found on our website.

QV-Series - 15-100 HP Condensing Units

Discus Compressor - Parallel Piped Compressor - Configurable Base Models

	Nom. H.P.	Model Number	Comp. Model Number (2 per Unit)	Flooded			Non-Flooded			4 Year Compressor Protection Plan (NET PRICE ADDER \$US)
				208-230/3	460/3	575/3	208-230/3	460/3	575/3	
Medium Temp.	50	K*DP050M4S*A	4DHNR22ME	139,428	140,620	143,433	136,536	138,597	141,098	3,457
	60	K*DP060M4S*A	4DJNR28ME	159,078	160,524	163,734	149,967	151,582	153,859	3,707
	70	K*DP070M4S*A	6DHNR35ME	178,859	179,663	183,256	172,007	172,223	175,300	3,904
	80	K*DP080M4S*A	6DJNR40ME ¹	193,997	197,021	200,960	186,205	189,263	194,040	4,077
	100	K*DP100M4S*A	6DUNR49ME	-	242,856	-	-	229,991	-	4,613
Low Temp.	44	K*DP044L4S*A	4DJNF76KE	132,402	134,834	137,532	132,383	133,695	136,537	3,093
	54	K*DP054L4S*A	6DHNF93KE	149,782	150,672	153,685	146,825	149,215	151,387	3,457
	60	K*DP060L4S*A	6DJNF11ME	163,014	164,237	167,521	159,583	162,017	165,482	3,707
	80	K*DP080L4S*A	6DUNF13ME	-	208,214	-	-	204,755	-	4,464

Factory Mounted Options & Shipped-Loose Accessories are found on Pages 93-94 and 95-96

* Represents Flooded (F) or Non-Flooded (B) & Voltage 208-230/3/60 (E), 460/3/60 (G) or 575/3/60 (J)

Demand Cooling is optional on Low Temp. Discus compressors. It's required for non-R404A refrigerants.

¹6DJ3R40ME on 575/3

"-" = Not Available

Bitzer Compressor - Parallel Piped Compressor - Configurable Base Models

	Nom. H.P.	Model Number	Comp. Model Number (2 per Unit)	Flooded			Non-Flooded			4 Year Compressor Protection Plan (NET PRICE ADDER \$US)
				208-230/3	460/3	575/3	208-230/3	460/3	575/3	
Medium Temp.	50	K*BP050M4S*A	4HE-25	139,428	140,620	143,433	136,536	138,597	141,098	3,457
	60	K*BP060M4S*A	4GE-30	159,078	160,524	163,734	149,967	151,582	153,859	3,707
	70	K*BP070M4S*A	6HE-35	178,859	179,663	183,256	172,007	172,223	175,300	3,904
	80	K*BP080M4S*A	6GE-40	193,997	197,021	200,960	186,205	189,263	194,040	4,077
	100	K*BP100M4S*A	6FE-50	241,048	242,856	-	228,278	229,991	-	4,613
Low Temp.	44	K*BP044L4S*A	4GE-23	132,402	134,834	137,532	132,383	133,695	136,537	3,093
	54	K*BP054L4S*A	6HE-28	149,782	150,672	153,685	146,825	149,215	151,387	3,457
	60	K*BP060L4S*A	6GE-34	163,014	164,237	167,521	159,583	162,017	165,482	3,707
	80	K*BP080L4S*A	6FE-44	241,048	208,214	-	203,230	204,755	-	4,464

Factory Mounted Options & Shipped-Loose Accessories are found on Pages 93-94 and 95-96

* Represents Flooded (F) or Non-Flooded (B) & Voltage 208-230/3/60 (E), 460/3/60 (G) or 575/3/60 (J)

Liquid Injection is optional on Low Temp. Bitzer compressors. It's required for non-R404A refrigerants.

"-" = Not Available

For specific model DOE AWEF values in a given application, please refer to this product lines corresponding Sales/Marketing Brochure found on our website.

AIR-COOLED CONDENSING UNITS



QV-Series - 15-100 HP Condensing Units

Factory Installed Options - Single Compressor - Compressor & Electrical Options

	Option Description (All Options are Factory Mounted unless otherwise noted)	Option Available On:	List Price Adder (\$US)
Compressor Options	Compressor Unloading with Pressure Control for 1 Cycle Bank	BV015M, 020M-30M, 050M; 022L - 040L	2,328
	Compressor Unloading with Pressure Control for 2 Cycle Bank	035M & 045M	3,351
	Compressor Unloading: Moduload	DV015M	4,568
	Head Cooling Fan	All Models	1,927
	Liquid Injection / Demand Cooling	022L - 040L	4,231
Electrical and Control Panel Options	Air Defrost Time Clock	All Medium Temperature Models	621
	Anti-Short Cycle Timer	All Models	537
	Condenser Fan Breaker	015M -030M; 022L - 040L	811
		035M -050M	1,231
	Control Circuit Breaker	All Models	264
	EC Fan Motors with Electronic Variable Speed Control	015M -030M; 022L - 040L	Call Factory
		035M -050M	Call Factory
	Thru-the-door Fused Disconnect	Models with MOPD < 61A	1,639
		Models with 61A < MOPD < 101A	2,426
		Models with 101A < MOPD < 201A	4,157
	Thru-the-door Main Breaker	Models with MOPD ≤ 100A	2,095
		Models with 101A < MOPD < 201A	3,398
	Thru-the-door Non-Fused Disconnect	Models with MCA < 59A	1,476
		Models with 59A < MCA > 99A	2,142
		Models with 99A < MCA < 199A	3,542
Phase-Loss Monitor - 250A	230V & 460V	1,036	
Phase-Loss Monitor - ICM450	230V	1,511	
	460V	1,074	

QV-Series Single Compressor Options continued on next page.

QV-Series - 15-100 HP Condensing Units

Factory Installed Options - Single Compressor - Refrigeration Options

Option Description (All Options are Factory Mounted unless otherwise noted)		Option Available On:	List Price Adder (\$US)
Refrigeration Options	Crankcase Pressure Regulator Valves	015M	3,638
		020M - 040M; 022L - 030L	4,582
		050M & 040L	9,092
	Fan Cycling - Temperature or Pressure	All Flooded Models; Standard on Non-Flooded Models	1,634
	Heat Reclaim Valve	All Models	3,782
	Heated & Insulated Receiver	All Models	2,877
	Hot Gas Bypass Tee & Ball Valve	All Models	887
	Hot Gas Bypass Tee, Ball Valve & Regulator	All Models	5,141
	Liquid-line Filter Isolation Valve (Single Valve)	All Models	512
	Liquid Line Solenoid Valve (Shipped loose)	015M - 025M; 022L - 040L	624
		030M - 035M	797
		040M - 050M	1,205
	Oil Separator with Check Valve	015 - 030	2,079
		035 - 050	3,701
	Oil Separator with Check Valve & Oil Return Service Kit	015 - 030	3,902
		035 - 050	5,526
	Oversized Receiver	All Models	1,224
	Receiver Level Gauge	All Models	1,518
	Suction Accumulator - Standard	015	2,742
		020-050	3,171
Suction Accumulator - Heat Exchanger	015	3,398	
	020-050	5,261	
Suction-line Filter - Replaceable Core	015M	1,197	
	020M - 040M; 022L - 030L	1,492	
	050M & 040L	1,550	
Suction-line Filter Isolation Valves	015M	839	
	020M - 040M; 022L - 030L	1,351	
	050M & 040L	2,350	
Suction-line Insulation	All Models	1,487	

AIR-COOLED CONDENSING UNITS



QV-Series - 15-100 HP Condensing Units

Factory Installed Options - Dual Compressor - Compressor & Electrical Options

	Option Description (All Options are Factory Mounted unless otherwise noted)	Option Available On:	List Price Adder (\$US)
Compressor Options	Compressor Unloading with Pressure Control for 1 Cycle Bank	BD030M, D040M - D060M, D100M; D044L - D080L	4,654
	Compressor Unloading with Pressure Control for 2 Cycle Bank	D070M & D080M	6,701
	Compressor Unloading: Moduload	DD030M	9,134
	Head Cooling Fan	All Models	3,853
	Liquid Injection / Demand Cooling	D044L - D080L	8,460
Electrical and Control Panel Options	Air Defrost Time Clock	All Medium Temperature Models	1,240
	Anti-Short Cycle Timer	All Models	1,074
	Condenser Fan Breaker	D030M -D060M; D044L - D080L	1,623
		D070M -D100M	2,463
	Control Circuit Breaker	All Models	264
	EC Fan Motors with Electronic Variable Speed Control	D030M -D060M; D044L - D080L	Call Factory
		D070M -D100M	Call Factory
	Thru-the-door Fused Disconnect	Models with MOPD < 61A	1,639
		Models with 61A < MOPD < 101A	2,426
		Models with 101A < MOPD < 201A	4,157
	Thru-the-door Main Breaker	Models with MOPD ≤ 100A	2,095
		Models with 101A < MOPD < 201A	3,398
	Thru-the-door Non-Fused Disconnect	Models with MCA < 59A	1,476
		Models with 59A < MCA > 99A	2,142
Models with 99A < MCA < 199A		3,542	
Phase-Loss Monitor - 250A	230V & 460V	2,072	
Phase-Loss Monitor - ICM450	460V	2,150	

QV-Series Dual Compressor Options continued on next page.

QV-Series - 15-100 HP Condensing Units

Factory Installed Options - Dual Compressor - Refrigeration Options

Option Description (All Options are Factory Mounted unless otherwise noted)		Option Available On:	List Price Adder (\$US)
Refrigeration Options	Crankcase Pressure Regulator Valves	D030M	7,277
		D040M - D080M; D044L - D060L	9,163
		D100M & D080L	18,182
	Fan Cycling - Temperature or Pressure	All Flooded Models; Standard on Non-Flooded Models	3,269
	Heat Reclaim Valve	All Models	7,565
	Heated & Insulated Receiver	All Models	5,752
	Hot Gas Bypass Tee & Ball Valve	All Models	1,773
	Hot Gas Bypass Tee, Ball Valve & Regulator	All Models	10,280
	Liquid-line Filter Isolation Valve (Single Valve per Circuit)	All Models	1,023
	Liquid Line Solenoid Valve (Shipped loose)	030M - 050M; 044L - 080L	1,141
		060M - 070M	1,593
		080M - 100M	2,411
	Oil Separator with Check Valve	D030 - D060	4,158
		D070 - D100	7,405
	Oil Separator with Check Valve & Oil Return Service Kit	D030 - D060	7,805
		D070 - D100	11,051
	Oversized Receiver	All Models	2,447
	Receiver Level Gauge	All Models	3,039
	Suction Accumulator - Standard	D030	5,485
		D040-D100	6,343
	Suction Accumulator - Heat Exchanger	D030	6,797
		D040-D100	10,523
	Suction-line Filter - Replaceable Core	D030M	2,394
		D040M - D080M; D044L - D060L	2,985
		D100M & D080L	3,101
	Suction-line Filter Isolation Valves	D030M	1,680
		D040M - D080M; D044L - D060L	2,703
		D100M & D080L	4,702
Suction-line Insulation	All Models	2,975	

AIR-COOLED CONDENSING UNITS



QV-Series - 15-100 HP Condensing Units

Factory Installed Options - Parallel-Piped Compressor - Compressor & Electrical Options

	Option Description (All Options are Factory Mounted unless otherwise noted)	Option Available On:	List Price Adder (\$US)
Compressor Options	Compressor Unloading with Pressure Control for 1 Cycle Bank	P050M - P060M, P100M; P044L - P080L	\$4,654
	Compressor Unloading with Pressure Control for 2 Cycle Bank	P070M & P080M	6,701
	Head Cooling Fan	All Models	3,853
	Liquid Injection / Demand Cooling	P044L - P080L	8,460
Electrical and Control Panel Options	Air Defrost Time Clock	All Medium Temperature Models	620
	Anti-Short Cycle Timer	All Models	537
	Condenser Fan Breaker	P050M -P060M; P044L - P080L	811
		P070M -P100M	1,231
	Control Circuit Breaker	All Models	264
	EC Fan Motors with Electronic Variable Speed Control	P050M -P060M; P044L - P080L	Call Factory
		P070M -P100M	Call Factory
	Thru-the-door Fused Disconnect	Models with MOPD < 61A	1,639
		Models with 61A < MOPD < 101A	2,426
		Models with 101A < MOPD < 201A	4,157
	Thru-the-door Main Breaker	Models with MOPD ≤ 100A	2,095
		Models with 101A < MOPD < 201A	3,398
	Thru-the-door Non-Fused Disconnect	Models with MCA < 59A	1,476
		Models with 59A < MCA > 99A	2,142
		Models with 99A < MCA < 199A	3,542
Phase-Loss Monitor - 250A	230V & 460V	2,072	
Phase-Loss Monitor - ICM450	460V	2,150	

QV-Series Parallel-Piped Compressor Options continued on next page.

QV-Series - 15-100 HP Condensing Units

Factory Installed Options - Parallel-Piped Compressor - Refrigeration Options

Option Description (All Options are Factory Mounted unless otherwise noted)		Option Available On:	List Price Adder (\$US)
Refrigeration Options	Crankcase Pressure Regulator Valves	P050M-P60M	9,092
		P070M-P100M; P044L - P080L	10,698
	Fan Cycling - Temperature or Pressure	All Flooded Models; Standard on Non-Flooded Models	2,284
	Heat Reclaim Valve	All Models	3,782
	Heated & Insulated Receiver	All Models	2,877
	Hot Gas Bypass Tee & Ball Valve	All Models	887
	Hot Gas Bypass Tee, Ball Valve & Regulator	All Models	5,141
	Liquid-line Filter Isolation Valve (Single Valve)	All Models	512
	Liquid Line Solenoid Valve (Shipped loose)	050M - 060M	1,205
		070M - 100M	2,078
		044L - 080L	797
	Oversized Receiver	All Models	1,224
	Receiver Level Gauge	All Models	1,518
	Suction Accumulator - Standard	P050M-P60M	3,806
		P070M-P100M; P044L - P080L	4,142
	Suction Accumulator - Heat Exchanger	P050M-P60M	5,261
		P070M-P100M; P044L - P080L	5,814
	Suction-line Filter - Replaceable Core	P050M-P60M	1,680
		P070M-P100M; P044L - P080L	1,860
	Suction-line Filter Isolation Valves	P050M-P60M	2,350
P070M-P100M; P044L - P080L		3,711	
Suction-line Insulation	All Models	2,975	

AIR-COOLED CONDENSING UNITS



QV-Series - 15-100 HP Condensing Units

Defrost Kit Nomenclature

DL	A	24	-
Kit Designator	Heater Contactor QTY	Max Total Heater Amp Value	Special Kit Codes
	A - 1, B - 2, C - 3, D - 4		-1: 1 Evaporator with Multiple Heater Feeds -2: 2 Evaporators with Multiple Heater Feeds PP: Pressure Prop Kits for Large Evaporators

When selecting defrost kit, use the next higher amp value above the defrost load.
All kits include 1 fan contactor and are suitable for 1 or 3 phase loads.
Electrical resistance loads greater than 48 amps must be split into multiple circuits.

Factory Installed Options - Defrost Kits - Single & Parallel-Piped Compressor Models

1 Heater Contactor		2 Heater Contactors		3 Heater Contactors		4 Heater Contactors	
Kit Model	List Price (\$US)	Kit Model	List Price (\$US)	Kit Model	List Price (\$US)	Kit Model	List Price (\$US)
DLA24 ¹	\$1,713						
DLA30 ¹	1,780						
DLA35 ¹	2,004	DLB35 ¹	\$2,557	DLC35	\$3,493		
DLA40 ¹	2,004	DLB40 ¹	2,557	DLC40	3,493		
DLA48 ¹	2,004	DLB48 ¹	2,557	DLC48	3,493		
		DLB60 ^{1 2 4}	2,658	DLC60 ¹	3,493	DLD60	\$4,131
		DLB96 ^{1 2 4}	3,219	DLC96 ¹	3,704	DLD96	4,164
				DLC144 ¹	5,048	DLD144 ^{3 5}	5,082
						DLD192 ^{3 5}	5,340

Defrost Kit selected for Single and Parallel compressor models is for entire unit. Up to 4 contactors.

¹Defrost Kit Available with Pressure Prop Kit for Large Evaporators (Special Kit Code: PP)

²Defrost Kit Available for Evaporator with Multiple Heater Feeds (Special Kit Code: -1)

³Defrost Kit Available for 2 Evaporators with Multiple Heater Feeds (Special Kit Code: -2)

⁴Defrost Kit Available for Evaporator with Multiple Heater Feeds & Pressure Prop Kit (Special Kit Code: -1PP)

⁵Defrost Kit Available for 2 Evaporators with Multiple Heater Feeds & Pressure Prop Kit (Special Kit Code: -2PP)

Factory Installed Options - Defrost Kits - Dual Compressor Models

1 Heater Contactor per Compressor		2 Heater Contactors per Compressor	
Kit Model	List Price (\$US)	Kit Model	List Price (\$US)
DLA24 ¹	\$3,425		
DLA30 ¹	3,560		
DLA35 ¹	4,007	DLB35 ¹	\$5,116
DLA40 ¹	4,007	DLB40 ¹	5,116
DLA48 ¹	4,007	DLB48 ¹	5,116
		DLB60 ^{1 2 3}	5,318
		DLB96 ^{1 2 3}	6,437

Defrost Kit selected is per compressor for Dual compressor models. Up to 2 contactors/compressor.

¹Defrost Kit Available with Pressure Prop Kit for Large Evaporators (Special Kit Code: PP)

²Defrost Kit Available for Evaporator with Multiple Heater Feeds (Special Kit Code: -1)

³Defrost Kit Available for Evaporator with Multiple Heater Feeds & Pressure Prop Kit (Special Kit Code: -1PP)

Factory Installed Options - Timer/Fan Contactor - Single & Parallel-Piped Compressor Models

1 Fan Contactor & Defrost Timer		
Kit Model	Max Motor Amps	List Price (\$US)
DLA24	15	946
DLA30	30	1,003

QV-Series Defrost Kit Options continued on next page.

QV-Series - 15-100 HP Condensing Units**Fuseblock and Circuit Breaker Options**

Max Heater Amps	1 Heater Contactor		2 Heater Contactors		3 Heater Contactors		4 Heater Contactors	
	Fuseblock List Price (\$US)	Circuit Breaker List Price (\$US)	Fuseblock List Price (\$US)	Circuit Breaker List Price (\$US)	Fuseblock List Price (\$US)	Circuit Breaker List Price (\$US)	Fuseblock List Price (\$US)	Circuit Breaker List Price (\$US)
24	120	904						
30	160	1,407						
35	160	1,407	160	1,669	240	1,791		
40	160	1,407	160	1,669	240	1,791		
48	160	1,407	160	1,669	240	1,791		
60			224	2,806	343	2,961	369	3,101
96			287	2,823	392	3,774	475	3,890
144					496	3,902	649	4,685
192							652	4,734

Dual Compressor Units require 2 Fuseblocks & 2 Circuit Breaker, 1 per compressor. Up to 2 contactors/compressor.

AIR-COOLED CONDENSING UNITS

KRAMER

ThermoBank - 12-70 HP Condensing Units

Thermobank's proprietary energy-efficient hot gas defrost system delivers more refrigeration with lower equipment power, energy consumption, and operating costs than conventional refrigeration packages. The units provide continuous energy savings as outdoor temperatures drop. As temperatures lower, BTU per hour increases and compressor watts decrease resulting in more cooling and less energy usage per operating hour. The fast defrost cycle (approximately 5 to 10 minutes) is refrigerating while competitor models are still defrosting.

These models utilize environmentally friendly refrigerants and include a long list of standard features and optional components. Thermobank units are ideal for supermarkets, refrigerated warehouses, and commercial and industrial applications with temperatures ranging from -30° to +35°F.



STANDARD FEATURES

- Rugged all weather housing
- Integral Liquid Subcooling Circuit provides subcooled liquid to the expansion device
- Floating head pressure control
- Adjustable fan cycling
- Suction and discharge vibration eliminators
- Replaceable core liquid line filter/drier and suction line filters
- Low noise energy-efficient rail mounted condenser motors
- Hi-Lo pressure switch
- Crankcase heater

ThermoBank Condensing Unit Nomenclature:


CTT	4	1200	L	44	E
Series	Compressor Code	Nominal HP	Temperature Range	Refrigerant Type	Voltage Code
	2 - Discus 4 - Bitzer		L - Low M - Medium	44 - R-404A 47 - R-407C	E - 208-230/3/60 G - 460/3/60 J - 575/3/60 V - 208/3/60 W - 230/3/60

For ThermoBank Condensing Unit and System Pricing, please contact factory.

For specific model DOE AWEF values in a given application, please refer to this product lines corresponding Sales/Marketing Brochure found on our website.

Next-Gen WC-Series - 1/2 - 6 HP Water-Cooled Condensing Units

Next-Gen WC-Series™ Water Cooled Condensing Units capitalize on the Next-Gen Kompact's award-winning design success. This exciting product offering features greater serviceability, increased unit efficiency, and is compatible for use with low GWP refrigerants. The improvements start with mechanically formed pre-bent tubing for reduced leak potential, high efficiency water cooled coaxial condenser and heat exchange, base mounted shut-off valves, a large electrical control panel with removable door and abundant room for standard components and system accessories along with color-coded and numbered point-to-point wiring that assist in easy service and unit maintenance.



STANDARD FEATURES

- Hermetic or quiet and efficient Scroll compressor
- High efficiency water cooled coaxial condenser
- Base mounted shut-off valves
- Liquid line kit with filter/drier and sight glass with moisture indicator
- Suction and discharge service valves (as required)
- Compressor contactor or start kit (as required)
- Suction line piping (filter optional)
- Color-coded point-to-point wiring
- Large electrical panel with hinged/removable door
- Refrigerant receiver with isolation valve and pressure relief plug
- Adjustable high pressure (auto reset) and low pressure (auto reset) controls
- Electronic defrost timer with defrost contactor/relay on low temperature models (2 evaps. maximum)
- Electronic air defrost timer (Medium temperature models only)
- UL and cUL listed for indoor use

Next-Gen WC-Series Nomenclature:

CONFIGURABLE BASE MODEL							
K	W	O	500	E	4S	E	A
Brand	Style	Compressor Style	Horsepower	Temperature Range	Refrigerant Type	Voltage Code	Vintage
K - Kramer	W - Water-Cooled	H - Hermetic O - Scrolls		E - Extended Medium L - Low M - Medium	4S - Multiple Refrigerants 44 - R-404A	D - 208-230/1/60 E - 208-230/3/60 G - 460/3/60	

WATER-COOLED CONDENSING UNITS



Next-Gen WC-Series - 1/2 - 6 HP Water-Cooled Condensing Units

Water-Cooled - Hermetic Compressor - Configurable Base Models

Includes Liquid Line Kit with Filter/Drier and Sight Glass with Moisture Indicator, and Defrost Timer or Kit

	Nom. H.P.	Compressor Model Number	Model Number	List Price (\$US)			4 Year Compressor Protection Plan (NET PRICE ADDER \$US)	Approx. Ship Weight (lbs)
				208-230/1/60	208-230/3/60	460/3/60		
EXTENDED MEDIUM TEMPERATURE	0.5	RST45C1E	KWH055E4S*A	5,228	-	-	118	152
	0.5	RST55C1E	KWH080E4S*A	5,336	-	-	118	156
	.75	RST64C1E	KWH090E4S*A	5,496	-	-	118	160
	.75	RST70C1E	KWH100E4S*A	5,936	6,138	-	118	167
	1	RST97C1E	KWH125E4S*A	6,362	6,312	-	132	195
	1.5	CS10K6E	KWH150E44*A	6,186	6,490	7,240	132	205
	2	CS12K6E	KWH200E44*A	6,831	7,421	-	145	228
	2.5	CS14K6E	KWH250E44*A	7,332	7,863	8,351	145	235
	3	CS18K6E	KWH300E44*A	8,676	8,986	9,341	159	253
	3	CS20K6E	KWH325E44*A	9,093	9,433	9,742	159	273
LOW TEMP.	1.5	CF06K6E	KWH150L44*A	6,219	6,386	-	132	195
	2	CF09K6E	KWH200L44*A	6,460	6,625	7,146	145	243
	3	CF12K6E	KWH300L44*A	9,169	9,390	9,541	159	255

1. Factory Mounted Options & Shipped-Loose Accessories are found on Page 101

2. "*" represents Voltage. "D" for 208-230/1/60, "E" for 280-230/3/60 and "G" for 460/3/60

"-" = Not Available

Next-Gen WC-Series - 1/2 - 6 HP Water-Cooled Condensing Units

Water-Cooled - Scroll Compressor - Configurable Base Models

Includes Liquid Line Kit with Filter/Drier and Sight Glass with Moisture Indicator, and Defrost Timer or Kit

	Nom. H.P.	Compressor Model Number	Model Number	List Price (\$US)			4 Year Compressor Protection Plan (NET PRICE ADDER \$US)	Approx. Ship Weight (lbs)	
				208-230/1/60	208-230/3/60	460/3/60			
MEDIUM TEMP.	1/2	ZB06KAE	KWO060M4S*A	9,338	9,351	-	217	195	
	1/2	ZB07KAE	KWO080M4S*A	9,430	9,462	-	217	195	
	1	ZB08KAE	KWO100M4S*A	9,522	9,585	-	217	195	
EXTENDED MEDIUM TEMPERATURE	1-1/3	ZS09KAE	KWO130E4S*A	9,627	9,724	10,080	217	195	
	1-1/2	ZS11KAE	KWO150E4S*A	10,299	10,397	10,753	217	205	
	1-3/4	ZS13KAE	KWO180E4S*A	10,544	10,641	10,997	217	210	
	2	ZS15KAE	KWO200E4S*A	10,728	10,824	11,180	217	215	
	2-1/2	ZS19KAE	KWO250E4S*A	10,850	10,970	11,391	217	230	
	3	ZS21KAE	KWO300E4S*A	11,015	11,156	11,645	283	305	
	3-1/2	ZS26KAE	KWO350E4S*A	11,704	11,853	12,201	283	325	
	4	ZS29KAE	KWO400E4S*A	12,076	12,244	12,580	296	352	
	4-1/2	ZS33KAE	KWO450E4S*A	11,922	12,091	12,530	304	375	
	6	ZS38K4E	KWO500E4S*A	12,520	12,691	13,233	304	383	
	6-1/2	ZS45K4E	KWO600E4S*A	-	14,649	14,884	304	405	
	LOW TEMPERATURE	1	ZF03KAE	KWO100L4S*A	9,784	10,324	-	217	230
		1-1/3	ZF04KAE	KWO130L4S*A	10,025	10,504	-	217	230
1-1/2		ZF05KAE	KWO160L4S*A	10,334	10,750	-	217	230	
2		ZF07KAE	KWO230L4S*A	10,919	11,064	11,410	217	230	
2-1/2		ZF08K4E	KWO250L4S*A	11,296	11,455	11,577	217	240	
3		ZF09K4E	KWO300L4S*A	11,570	11,741	13,147	283	245	
3-1/2		ZF11K4E	KWO350L4S*A	12,093	12,267	12,554	283	255	
4		ZF13K4E	KWO400L4S*A	12,615	12,777	13,068	296	352	
5		ZF15K4E	KWO500L4S*A	12,777	12,936	13,236	289	367	
6	ZF18K4E	KWO600L4S*A	-	14,583	15,376	304	383		

1. Factory Mounted Options & Shipped-Loose Accessories are found on Page 101

2. "*" represents Voltage. "D" for 208-230/1/60, "E" for 280-230/3/60 and "G" for 460/3/60

"-" = Not Available

WATER-COOLED CONDENSING UNITS



Next-Gen WC-Series - 1/2 - 6 HP Water-Cooled Condensing Units

Options

Option Description (All Options are Factory Mounted unless otherwise noted)	H.P Range/ Cabinet	List Price Adder (\$US)
Water Regulating Valve (Shipped-Loose)	0.5 - 2.0	486
	2.5 - 3.5	526
	4.0 - 4.5	591
	5.0 - 6.5	914
Sealed Suction Line Filter	0.5 - 2.5	370
	3.0 - 6.5	440
Suction Accumulator (Sealed Suction Line Filter must also be selected)	0.5 - 2.5	570
	3.0 - 6.5	880
Pump Down Switch	ALL	363
Phase-Loss Monitor	ALL	1,265
Cupronickle Heat Exchanger	ALL	Contact Factory
Two-Tiered Stacking Rack (Shipped-Loose)	ALL	Contact Factory

APEX - Top Mounted Refrigeration System

Medium Temperature - Air Defrost

Please note, the below models were discontinued in anticipation for the DOE AWEF regulations. Limited Inventory is available. Refer to our websites Equipment Inventory tool or contact factory for current availability

Voltage	Indoor Power Cord?	Outdoor			Indoor			4 Year Compressor Protection Plan (NET PRICE ADDER)
		Model Number	List Price (\$US)	Weight (lbs) NET/SHIP	Model Number	List Price (\$US)	Weight (lbs) NET/SHIP	
115/1/60	Yes	-	-	-	XN026MA44AE	6,155	120 / 185	87
115/1/60	Yes	-	-	-	XN029MA44AE	6,741	120 / 185	87
115/1/60	Yes	-	-	-	XN037MA44AE	6,952	125 / 190	87
115/1/60	Yes	-	-	-	XN050MA44AE	9,198	210 / 305	87
208-230/1/60	Yes	XT050MA44DE	10,454	220 / 360	XN050MA44DE	9,205	210 / 305	87
208-230/1/60	Yes	XT068MA44DE	11,447	230 / 370	XN068MA44DE	10,646	220 / 315	87
208-230/1/60	Yes	XT076MA44DE	12,462	230 / 375	XN076MA44DE	11,374	220 / 315	87
208-230/1/60	Yes	XT106MA44DE	14,016	310 / 485	XN106MA44DE	13,550	295 / 420	89
208-230/3/60	No	XT106MA44EE	13,969	320 / 495	XN106MA44EE	12,712	305 / 430	89
208-230/1/60	No	XT134MA44DE	15,344	325 / 500	XN134MA44DE	15,168	310 / 435	108
208-230/3/60	No	XT134MA44EE	15,255	325 / 500	XN134MA44EE	13,902	310 / 435	108

"-" = Not Available

Low Temperature - Electric Defrost

Please note, the below models were discontinued in anticipation for the DOE AWEF regulations. Limited Inventory is available. Refer to our websites Equipment Inventory tool or contact factory for current availability

Voltage	Indoor Power Cord?	Outdoor			Indoor			4 Year Compressor Protection Plan (NET PRICE ADDER)
		Model Number	List Price (\$US)	Weight (lbs) NET/SHIP	Model Number	List Price (\$US)	Weight (lbs) NET/SHIP	
115/1/60	Yes	-	-	-	XN018LE44AE	10,069	140 / 200	87
115/1/60	Yes	-	-	-	XN024LE44AE	11,447	210 / 305	87
208-230/1/60	Yes	XT024LE44DE	12,011	225 / 365	XN024LE44DE	12,137	210 / 305	87
208-230/1/60	Yes	XT031LE44DE	13,501	255 / 400	XN031LE44DE	12,089	245 / 340	87
208-230/1/60	Yes	XT043LE44DE	15,468	255 / 400	XN043LE44DE	13,461	245 / 340	89
208-230/1/60	Yes	XT051LE44DE	17,464	320 / 510	XN051LE44DE	15,446	315 / 445	89
208-230/3/60	No	XT051LE44EE	17,322	320 / 510	XN051LE44EE	15,442	315 / 445	89
208-230/1/60	No	XT068LE44DE	18,599	335 / 515	XN068LE44DE	16,573	320 / 450	105
208-230/3/60	No	XT068LE44EE	18,587	335 / 515	XN068LE44EE	16,560	320 / 450	105


"-" = Not Available

AIR-COOLED CONDENSERS



Quantum Air™ Large Air-Cooled Condensers

Our remote Air Cooled Condensers feature an innovative design that provides a wide array of solutions focusing on performance, energy efficiency, reduced sound output, and other attributes to meet the needs of grocery, supermarket, industrial cooling and commercial warehousing industries. For easy installation and serviceability, the units feature lifting eyes, hinged leg design, LED control panel lighting, and hinged fan panels. The condensers are available with 1 to 14 fans in single and double fan width models with vertical or horizontal air flow.



STANDARD FEATURES

- Inverter Duty rail mounted motors
- Vertical air flow
- Motors with inherent thermal overload protection
- 3/8"refrigerant saving copper tube, aluminum fin coils*
- 650 PSIG working pressure
- Vinyl coated heavy gauge steel fan guards
- Swept wing fan/Venturi improves airflow and sound
- Hinged Venturi panels for easy servicing
- Hinged leg design for simple installation
- Proprietary floating coil design
- Thru-the-door non-fused disconnect switch
- Heavy gauge painted galvanized steel construction
- Heavy duty lifting eyes for equipment rigging
- UL and cUL listed for outdoor use
- LED control panel lighting

*Models with 1 to 4 fans in length have 3/8" copper tubing, which results in using less refrigerant. Models with 5 to 7 fans in length use 1/2" copper tubing

Quantum Air™ Large Air-Cooled Condensers Nomenclature:

CONFIGURABLE BASE MODEL							
K	D	D	087	G	D	3	A
Brand	Series	Width	Capacity*	Voltage	Motor	Number of Fans	Vintage
K - Kramer	D - Condenser	S - Single Wide D - Double Wide	MBTUH	E - 208-230/3/60 G - 460/3/60 J - 575/3/60 N - 200-220/3/50 Q - 380/3/50 X - Non-Catalogued	B - 1140 RPM, 1.5 HP D - 850 RPM, 1.5 HP L - 850 RPM, 1 HP E - 550 RPM, 1/3 HP G - 900 RPM Rail Mount Variable Speed EC K - 1200 RPM Rail Mount Variable Speed EC	1 - 7	

*Capacity at 10 FPI per 1°F TD

Quantum Air™ Large Air-Cooled Condensers

Models with 1140 RPM, 1.5 HP Motors

	Model Number	List Price (\$US)				Fan Configuration	Approx. Net Weight (lbs)
		8 FPI	10 FPI	12 FPI	14 FPI		
Single Fan Width	KDS004^B1A	\$7,577	\$8,030	\$8,482	\$8,935	1 x 1	350
	KDS006^B1A	9,647	10,099	10,552	11,004	1 x 1	375
	KDS007^B1A	10,773	11,226	11,678	12,131	1 x 1	400
	KDS012^B2A	15,849	16,753	17,658	18,563	1 x 2	725
	KDS015^B2A	21,814	22,719	23,624	24,528	1 x 2	750
	KDS018^B2A	25,849	26,754	27,659	28,564	1 x 2	775
	KDS022^B3A	31,900	33,257	34,614	35,972	1 x 3	1,125
	KDS027^B3A	37,142	38,499	39,856	41,213	1 x 3	1,150
	KDS030^B4A	44,568	46,378	48,187	49,997	1 x 4	1,500
	KDS036^B4A	50,415	52,225	54,034	55,844	1 x 4	1,525
	KDS039^B5A	55,606	57,868	60,130	62,392	1 x 5	1,875
	KDS047^B5A	64,694	66,956	69,218	71,480	1 x 5	1,900
	KDS056^B6A	77,422	80,136	82,851	85,565	1 x 6	2,275
	KDS065^B7A	90,972	94,139	97,306	100,472	1 x 7	2,650
Double Fan Width	KDD022^B2A	32,731	34,540	36,350	38,160	2 x 2	1,500
	KDD030^B2A	43,552	45,362	47,171	48,981	2 x 2	1,525
	KDD036^B2A	50,718	52,527	54,337	56,146	2 x 2	1,550
	KDD045^B3A	65,146	67,860	70,574	73,289	2 x 3	2,275
	KDD054^B3A	76,218	78,933	81,647	84,362	2 x 3	2,300
	KDD059^B4A	87,224	90,843	94,462	98,081	2 x 4	3,025
	KDD072^B4A	100,676	104,295	107,915	111,534	2 x 4	3,050
	KDD078^B5A	111,212	115,736	120,260	124,784	2 x 5	3,775
	KDD094^B5A	129,586	134,110	138,634	143,158	2 x 5	3,800
	KDD113^B6A	154,824	160,253	165,681	171,110	2 x 6	4,550
KDD131^B7A	182,388	188,722	195,055	201,389	2 x 7	5,300	

Factory Installed Options and Shipped-Loose Accessories are located on pages 110 and 111

^ Represents Voltage. "E" - 208-230/3/60, "G" - 460/3/60, "J" - 575/3/60, "N" - 200-220/3/50 or "Q" - 380/3/50

\$245 List Price Adder (Per Fan) for 575/3/60

AIR-COOLED CONDENSERS



Quantum Air™ Large Air-Cooled Condensers

Models with 850 RPM, 1.5 HP Motors

	Model Number	List Price (\$US)				Fan Configuration	Approx. Net Weight (lbs)
		8 FPI	10 FPI	12 FPI	14 FPI		
Single Fan Width	KDS004^D1A	7,499	7,952	8,404	8,857	1 x 1	350
	KDS005^D1A	9,586	10,038	10,490	10,943	1 x 1	375
	KDS007^D1A	10,682	11,134	11,587	12,039	1 x 1	400
	KDS010^D2A	16,207	17,112	18,017	18,922	1 x 2	725
	KDS014^D2A	21,748	22,653	23,558	24,463	1 x 2	750
	KDS015^D2A	24,118	25,022	25,927	26,832	1 x 2	775
	KDS021^D3A	32,092	33,450	34,807	36,164	1 x 3	1,125
	KDS024^D3A	36,334	37,692	39,049	40,406	1 x 3	1,150
	KDS028^D4A	43,586	45,396	47,206	49,015	1 x 4	1,500
	KDS032^D4A	48,877	50,686	52,496	54,306	1 x 4	1,525
	KDS035^D5A	53,294	55,556	57,818	60,080	1 x 5	1,875
	KDS043^D5A	63,976	66,238	68,500	70,762	1 x 5	1,900
	KDS052^D6A	76,767	79,481	82,195	84,910	1 x 6	2,275
KDS060^D7A	90,008	93,175	96,341	99,508	1 x 7	2,650	
Double Fan Width	KDD019^D2A	31,533	33,342	35,152	36,962	2 x 2	1,500
	KDD028^D2A	43,425	45,235	47,044	48,854	2 x 2	1,525
	KDD031^D2A	47,424	49,234	51,043	52,853	2 x 2	1,550
	KDD041^D3A	64,588	67,303	70,017	72,731	2 x 3	2,275
	KDD048^D3A	73,335	76,049	78,763	81,478	2 x 3	2,300
	KDD055^D4A	87,267	90,887	94,506	98,125	2 x 4	3,025
	KDD065^D4A	97,959	101,578	105,197	108,816	2 x 4	3,050
	KDD069^D5A	106,544	111,068	115,592	120,116	2 x 5	3,775
	KDD086^D5A	128,178	132,702	137,226	141,750	2 x 5	3,800
	KDD103^D6A	153,610	159,039	164,468	169,896	2 x 6	4,550
KDD121^D7A	180,039	186,372	192,706	199,039	2 x 7	5,300	

Factory Installed Options and Shipped-Loose Accessories are located on pages 110 and 111

^ Represents Voltage. "E" - 208-230/3/60, "G" - 460/3/60, "N" - 200-220/3/50 or "Q" - 380/3/50
575/3/60 not available with 850 RPM, 1.5 HP Models

Quantum Air™ Large Air-Cooled Condensers

Models with 850 RPM, 1.0 HP Motors

	Model Number	List Price (\$US)				Fan Configuration	Approx. Net Weight (lbs)
		8 FPI	10 FPI	12 FPI	14 FPI		
Single Fan Width	KDS004^L1A	7,010	7,462	7,914	8,367	1 x 1	350
	KDS006^L1A	9,074	9,526	9,979	10,431	1 x 1	375
	KDS008^L1A	10,846	11,299	11,751	12,203	1 x 1	400
	KDS010^L2A	15,221	16,126	17,031	17,936	1 x 2	725
	KDS012^L2A	19,205	20,109	21,014	21,919	1 x 2	750
	KDS015^L2A	23,218	24,123	25,028	25,932	1 x 2	775
	KDS019^L3A	30,337	31,694	33,051	34,408	1 x 3	1,125
	KDS023^L3A	34,719	36,077	37,434	38,791	1 x 3	1,150
	KDS026^L4A	42,002	43,812	45,622	47,431	1 x 4	1,500
	KDS030^L4A	47,638	49,448	51,257	53,067	1 x 4	1,525
	KDS032^L5A	51,156	53,418	55,680	57,942	1 x 5	1,875
	KDS040^L5A	63,008	65,270	67,532	69,794	1 x 5	1,900
	KDS048^L6A	76,024	78,738	81,453	84,167	1 x 6	2,275
	KDS056^L7A	88,963	92,129	95,296	98,463	1 x 7	2,650
Double Fan Width	KDD017^L2A	29,328	31,138	32,947	34,757	2 x 2	1,500
	KDD026^L2A	41,986	43,795	45,605	47,415	2 x 2	1,525
	KDD030^L2A	47,657	49,467	51,276	53,086	2 x 2	1,550
	KDD038^L3A	63,486	66,200	68,915	71,629	2 x 3	2,275
	KDD046^L3A	74,077	76,792	79,506	82,220	2 x 3	2,300
	KDD051^L4A	85,251	88,870	92,489	96,108	2 x 4	3,025
	KDD060^L4A	97,095	100,715	104,334	107,953	2 x 4	3,050
	KDD063^L5A	103,483	108,007	112,531	117,055	2 x 5	3,775
	KDD080^L5A	127,705	132,229	136,753	141,277	2 x 5	3,800
	KDD097^L6A	153,376	158,805	164,234	169,662	2 x 6	4,550
KDD113^L7A	179,763	186,097	192,430	198,764	2 x 7	5,300	

Factory Installed Options and Shipped-Loose Accessories are located on pages 110 and 111

^ Represents Voltage. "E" - 208-230/3/60, "G" - 460/3/60, "J" - 575/3/60, "N" - 200-220/3/50 or "Q" - 380/3/50

These models fulfill California Title 24 condenser efficiency requirements when utilizing Variable Frequency Drives and 10 FPI coils.

AIR-COOLED CONDENSERS



Quantum Air™ Large Air-Cooled Condensers

Models with 550 RPM, 1/3 HP Motors

	Model Number	List Price (\$US)				Fan Configuration	Approx. Net Weight (lbs)
		8 FPI	10 FPI	12 FPI	14 FPI		
Single Fan Width	KDS004^L1A	7,010	7,462	7,914	8,367	1 x 1	350
	KDS006^L1A	9,074	9,526	9,979	10,431	1 x 1	375
	KDS008^L1A	10,846	11,299	11,751	12,203	1 x 1	400
	KDS010^L2A	15,221	16,126	17,031	17,936	1 x 2	725
	KDS012^L2A	19,205	20,109	21,014	21,919	1 x 2	750
	KDS015^L2A	23,218	24,123	25,028	25,932	1 x 2	775
	KDS019^L3A	30,337	31,694	33,051	34,408	1 x 3	1,125
	KDS023^L3A	34,719	36,077	37,434	38,791	1 x 3	1,150
	KDS026^L4A	42,002	43,812	45,622	47,431	1 x 4	1,500
	KDS030^L4A	47,638	49,448	51,257	53,067	1 x 4	1,525
	KDS032^L5A	51,156	53,418	55,680	57,942	1 x 5	1,875
	KDS040^L5A	63,008	65,270	67,532	69,794	1 x 5	1,900
	KDS048^L6A	76,024	78,738	81,453	84,167	1 x 6	2,275
	KDS056^L7A	88,963	92,129	95,296	98,463	1 x 7	2,650
Double Fan Width	KDD017^L2A	29,328	31,138	32,947	34,757	2 x 2	1,500
	KDD026^L2A	41,986	43,795	45,605	47,415	2 x 2	1,525
	KDD030^L2A	47,657	49,467	51,276	53,086	2 x 2	1,550
	KDD038^L3A	63,486	66,200	68,915	71,629	2 x 3	2,275
	KDD046^L3A	74,077	76,792	79,506	82,220	2 x 3	2,300
	KDD051^L4A	85,251	88,870	92,489	96,108	2 x 4	3,025
	KDD060^L4A	97,095	100,715	104,334	107,953	2 x 4	3,050
	KDD063^L5A	103,483	108,007	112,531	117,055	2 x 5	3,775
	KDD080^L5A	127,705	132,229	136,753	141,277	2 x 5	3,800
	KDD097^L6A	153,376	158,805	164,234	169,662	2 x 6	4,550
KDD113^L7A	179,763	186,097	192,430	198,764	2 x 7	5,300	

Factory Installed Options and Shipped-Loose Accessories are located on pages 110 and 111

^ Represents Voltage. "E" - 208-230/3/60, "G" - 460/3/60, "N" - 200-220/3/50 or "Q" - 380/3/50

575/3/60 not available with 550 RPM, 1/3 HP Models

These models fulfill California Title 24 condenser efficiency requirements when utilizing Variable Frequency Drives and 10 FPI coils.

Quantum Air™ Large Air-Cooled Condensers

Models with 1200 RPM, Variable Speed EC Motors

	Model Number	List Price (\$US)				Fan Configuration	Approx. Net Weight (lbs)
		8 FPI	10 FPI	12 FPI	14 FPI		
Single Fan Width	KDS005^K1A	13,748	14,200	14,653	15,105	1 x 1	350
	KDS006^K1A	15,817	16,270	16,722	17,175	1 x 1	375
	KDS008^K1A	16,945	17,397	17,850	18,302	1 x 1	400
	KDS013^K2A	28,189	29,094	29,999	30,904	1 x 2	725
	KDS016^K2A	34,155	35,059	35,964	36,869	1 x 2	750
	KDS019^K2A	38,190	39,095	39,999	40,904	1 x 2	775
	KDS024^K3A	50,412	51,769	53,126	54,484	1 x 3	1,125
	KDS028^K3A	55,652	57,010	58,367	59,724	1 x 3	1,150
	KDS032^K4A	69,250	71,060	72,870	74,679	1 x 4	1,500
	KDS038^K4A	75,097	76,907	78,717	80,526	1 x 4	1,525
	KDS041^K5A	86,457	88,719	90,981	93,243	1 x 5	1,875
	KDS049^K5A	95,547	97,809	100,071	102,333	1 x 5	1,900
	KDS059^K6A	114,445	117,159	119,874	122,588	1 x 6	2,275
KDS069^K7A	134,164	137,331	140,498	143,665	1 x 7	2,650	
Double Fan Width	KDD023^K2A	57,413	59,223	61,032	62,842	2 x 2	1,500
	KDD032^K2A	68,234	70,044	71,854	73,663	2 x 2	1,525
	KDD038^K2A	75,400	77,210	79,019	80,829	2 x 2	1,550
	KDD047^K3A	102,168	104,882	107,596	110,311	2 x 3	2,275
	KDD057^K3A	113,240	115,955	118,669	121,384	2 x 3	2,300
	KDD063^K4A	136,587	140,207	143,826	147,445	2 x 4	3,025
	KDD075^K4A	150,039	153,658	157,277	160,896	2 x 4	3,050
	KDD082^K5A	172,918	177,442	181,966	186,490	2 x 5	3,775
	KDD099^K5A	191,290	195,814	200,338	204,862	2 x 5	3,800
	KDD118^K6A	228,869	234,297	239,726	245,155	2 x 6	4,550
KDD138^K7A	268,784	275,117	281,451	287,785	2 x 7	5,300	

Factory Installed Options and Shipped-Loose Accessories are located on pages 110 and 111

^ Represents Voltage. "E" - 208-230/3/60, "G" - 460/3/60, "N" - 200-220/3/50 or "Q" - 380/3/50

575/3/60 not available with 1200 RPM, Variable Speed EC Motors

AIR-COOLED CONDENSERS



Quantum Air™ Large Air-Cooled Condensers

Models with 900 RPM, Variable Speed EC Motors

	Model Number	List Price (\$US)				Fan Configuration	Approx. Net Weight (lbs)
		8 FPI	10 FPI	12 FPI	14 FPI		
Single Fan Width	KDS004^G1A	13,748	14,200	14,653	15,105	1 x 1	350
	KDS005^G1A	15,817	16,270	16,722	17,175	1 x 1	375
	KDS007^G1A	16,945	17,397	17,850	18,302	1 x 1	400
	KDS010^G2A	28,189	29,094	29,999	30,904	1 x 2	725
	KDS014^G2A	34,155	35,059	35,964	36,869	1 x 2	750
	†KDS015^G2A	38,190	39,095	39,999	40,904	1 x 2	775
	KDS021^G3A	50,412	51,769	53,126	54,484	1 x 3	1,125
	†KDS025^G3A	55,652	57,010	58,367	59,724	1 x 3	1,150
	KDS028^G4A	69,250	71,060	72,870	74,679	1 x 4	1,500
	†KDS033^G4A	75,097	76,907	78,717	80,526	1 x 4	1,525
	KDS035^G5A	86,457	88,719	90,981	93,243	1 x 5	1,875
	†KDS044^G5A	95,547	97,809	100,071	102,333	1 x 5	1,900
	†KDS052^G6A	114,445	117,159	119,874	122,588	1 x 6	2,275
†KDS061^G7A	134,164	137,331	140,498	143,665	1 x 7	2,650	
Double Fan Width	KDD020^G2A	57,413	59,223	61,032	62,842	2 x 2	1,500
	KDD028^G2A	68,234	70,044	71,854	73,663	2 x 2	1,525
	†KDD032^G2A	75,400	77,210	79,019	80,829	2 x 2	1,550
	KDD042^G3A	102,168	104,882	107,596	110,311	2 x 3	2,275
	†KDD049^G3A	113,240	115,955	118,669	121,384	2 x 3	2,300
	KDD056^G4A	136,587	140,207	143,826	147,445	2 x 4	3,025
	†KDD065^G4A	150,039	153,658	157,277	160,896	2 x 4	3,050
	KDD070^G5A	172,918	177,442	181,966	186,490	2 x 5	3,775
	†KDD087^G5A	191,290	195,814	200,338	204,862	2 x 5	3,800
	†KDD105^G6A	228,869	234,297	239,726	245,155	2 x 6	4,550
†KDD122^G7A	268,784	275,117	281,451	287,785	2 x 7	5,300	

Factory Installed Options and Shipped-Loose Accessories are located on pages 110 and 111

^ Represents Voltage. "E" - 208-230/3/60, "G" - 460/3/60, "N" - 200-220/3/50 or "Q" - 380/3/50

575/3/60 not available with 900 RPM, Variable Speed EC Motors

† These selected models fulfill California Title 24 condenser efficiency requirements when utilizing 10 FPI coils.

Quantum Air™ Large Air-Cooled Condensers

Quantum Air™ Large Air-Cooled Condensers Options

	Fan Configuration												
	1 X 1	1 X 2	1 X 3	1 X 4	1 X 5	1 X 6	1 X 7	2 X 2	2 X 3	2 X 4	2 X 5	2 X 6	2 X 7
Disconnect Options													
Through the door non-fused disconnect	Standard												
Through the door fused disconnect	495	495	838	952	1,046	1,144	1,239	952	1,144	1,476	1,811	2,147	2,479
Main Power Circuit Breaker	1,016	1,016	1,257	1,257	1,257	1,257	1,257	1,257	1,257	1,348	1,348	1,348	1,348
Bladed Safety Switch, Non-fused	905	905	1,744	1,744	1,744	1,744	1,744	1,744	1,744	2,201	2,201	2,201	2,201
110 VAC - 20 Amp Convenience Outlet powered by separate building feed or transformer	365	365	365	365	365	365	365	365	365	365	365	365	365
Fan Cycling Options - Requires Contactor Option													
Ambient fan cycling†	—	1,010	1,377	1,835	2,290	2,749	3,208	1,010	1,377	1,835	2,290	2,749	3,208
Mechanical Pressure fan cycling (per circuit) W/O Header†	—	1,518	1,662	2,215	2,770	3,324	3,875	1,518	1,662	2,215	2,770	3,324	3,875
Mechanical Pressure fan cycling (per circuit) W/ Header†	—	1,935	2,491	3,048	3,606	4,162	4,730	1,935	2,491	3,048	3,606	4,162	4,730
Electronic Pressure fan cycling (per circuit) W/O Header†	—	1,576	1,975	3,280	4,586	5,891	6,918	1,576	1,975	3,280	4,586	5,891	6,918
Electronic Pressure fan cycling (per circuit) W/ Header†	—	2,238	3,542	4,847	6,154	7,170	8,425	2,238	3,542	4,847	6,154	7,170	8,425
Note: Header fan is continuous run and not cycled.													
Electronic Header End Fan Speed Control - Req. Contactor & Fan Cycle on 1x2 and Larger													
Variable speed header end fan (1 or 2 Circuit) ambient controlled†	Contact Factory												
Variable speed header end fan (1 or 2 Circuit) Electronic control - pressure†	Contact Factory												
Variable Frequency Drive (VFD)													
VFD Package - Shipped Loose†	Contact Factory												
VFD Package - Factory Mounted†	Contact Factory												
Control Boards - Items with this mark also ‡ require the contactor option													
CPC relay board + xfmr (1x1 thru 2x4 config) ‡	3,259	3,259	3,259	3,259	3,259	3,259	3,259	3,259	3,259	3,259	—	—	—
CPC relay boards (2)+ xfmr (2x5 thru 2x7 config) ‡	—	—	—	—	—	—	—	—	—	—	\$6,112	6,112	6,112
CPC relay board condenser split 50/50 (1 board + relay)	3,391	3,391	\$3,391	3,391	3,391	3,391	3,391	3,391	3,391	3,391	3,391	3,391	3,391
CPC analog speed control board and transformer	3,412	3,412	\$3,412	3,412	3,412	3,412	3,412	3,412	3,412	3,412	3,412	3,412	3,412
DANFOSS relay board + xfmr (1x1 thru 2x4 config) ‡	3,272	3,272	\$3,272	3,272	3,272	3,272	3,272	3,272	3,272	3,272	—	—	—
DANFOSS relay boards (2) + xfmr (2x5 thru 2x7 config) ‡	—	—	—	—	—	—	—	—	—	—	6,707	6,707	6,707
DANFOSS relay board condenser split 50/50 (relay) ‡	4,805	4,805	\$4,805	4,805	4,805	4,805	4,805	4,805	4,805	4,805	4,805	4,805	4,805
DANFOSS analog speed control board and transformer	3,778	3,778	\$3,778	3,778	3,778	3,778	3,778	3,778	3,778	3,778	3,778	3,778	3,778
VSEC Stand alone motor control (C450)	Contact Factory												
Control Options													
Control Circuit Breaker (2P - 15A)	327	327	327	327	327	327	327	327	327	327	327	327	327
Control circuit transformer†	617	617	617	617	617	617	617	617	617	617	617	617	617

* Multiple valves or manifolds are required for multi-circuit condensers.

** Contact Application Engineering to obtain price quotes for special fin materials or coatings.

† This option is not available for condensers with VSEC motors.

†† Units with VSEC motors include individual circuit breaker. Paired circuit breakers are not available.

“-” = Not Available

AIR-COOLED CONDENSERS



Quantum Air™ Large Air-Cooled Condensers

Quantum Air™ Large Air-Cooled Condensers Options

	Fan Configuration												
	1 X 1	1 X 2	1 X 3	1 X 4	1 X 5	1 X 6	1 X 7	2 X 2	2 X 3	2 X 4	2 X 5	2 X 6	2 X 7
Fan Control Options (Contactors)													
Individual Motor Contactors†	\$259	518	777	1,036	1,295	1,554	1,813	1,036	1,554	2,072	2,590	3,108	3,625
Paired Motor Contactors†	—	—	—	—	—	—	—	\$518	777	1,036	1,295	1,554	1,813
NEMA rated Contactors - Individual†	\$1,064	2,128	3,192	4,256	5,320	6,384	7,447	4,256	6,384	8,511	10,639	12,767	14,895
NEMA rated Contactors - PAIRED†	—	—	—	—	—	—	—	\$2,128	3,192	4,256	6,384	8,511	10,639
Individual motor fuses†	\$262	524	786	1,048	1,310	1,572	1,835	1,048	1,572	2,097	2,621	3,145	3,669
Paired motor fuses†	—	—	—	—	—	—	—	\$524	786	1,048	1,310	1,572	1,835
Individual circuit breakers††	\$726	1,041	1,549	2,075	2,583	3,110	3,591	2,075	3,110	4,127	5,166	6,203	6,937
Paired circuit breakers††	—	—	—	—	—	—	—	\$1,041	1,549	2,075	2,583	3,110	3,591
Individual motor terminal boards†	\$184	368	552	736	920	1,104	1,289	736	1,104	1,473	1,841	2,209	2,577
Paired motor terminal blocks†	—	—	—	—	—	—	—	\$368	552	736	920	1,104	1,289
Fan toggle switches - per fan (to control contactors)†	\$109	218	328	437	546	655	764	437	655	874	1,092	1,310	1,529
Fan toggle switches - PAIRED (to control contactors)†	—	—	—	—	—	—	—	\$218	328	437	655	874	1,092
Fan toggle switches - per fan (to control Motors)†	\$495	990	1,485	1,980	2,475	2,970	3,465	1,980	2,970	3,960	4,950	5,945	6,931
Fan toggle switches - PAIRED (to control Motors)†	—	—	—	—	—	—	—	\$990	1,485	1,980	2,475	2,970	3,465
Build Options**													
Horizontal Air Discharge	\$732	1,072	1,578	1,936	2,278	2,620	2,940	2,144	3,123	3,873	4,554	5,237	5,883
Stainless Steel Housing	Contact Application Engineering												
Leg length - 21" or 30" - Standard Vertical air discharge	\$153	306	457	457	457	563	716	306	457	457	457	563	716
Leg length - 46" (Vertical air discharge only)	\$183	362	541	541	541	666	843	362	541	541	541	666	843
Box Style Leg at every location- 25" (Vertical air discharge only)	\$531	797	1,063	1,327	1,593	1,857	2,124	797	1,063	1,327	1,593	1,857	2,124
Sealtite wiring to motor rail	\$228	283	428	577	712	859	1,003	577	859	1,144	1,433	1,717	1,993
Sealtite wiring to electrical box	\$756	1,512	2,268	3,024	3,780	4,536	5,293	3,024	4,536	6,049	7,561	9,073	10,585
Condenser Base with 18" legs (Vertical air discharge only)	\$1,853	2,675	3,499	5,010	6,061	6,949	8,070	2,675	3,499	5,010	6,061	7,227	8,395
Condenser Base with 30 or 46" legs (Vertical air discharge only)	\$1,984	2,938	3,890	4,961	6,716	7,705	8,953	2,938	3,890	5,535	6,716	8,013	9,312
Condenser / Receiver Assembly (Vertical air discharge only)	Contact Application Engineering												
Header End control panel mounting (Specify location change)	No Additional Charge for this Feature												

* Multiple valves or manifolds are required for multi-circuit condensers.

** Contact Application Engineering to obtain price quotes for special fin materials or coatings.


† This option is not available for condensers with VSEC motors.

†† Units with VSEC motors include individual circuit breaker. Paired circuit breakers are not available.

“-” = Not Available

Small Air-Cooled Condensers

Our small Remote Air Cooled Condensers' innovative design provides a wide array of solutions focusing on performance, energy efficiency, reduced sound output and other requirements to meet the needs of the grocery, supermarket, industrial cooling and commercial warehousing industries.



STANDARD FEATURES

- Direct drive motor arrangement
- Vertical air flow
- 1075 or 850 RPM motors
- Motors with inherent thermal overload protection
- Copper tube, aluminum fin coils
- Leak tested at 450 PSIG
- Vinyl coated heavy gauge steel fan guards
- Heavy gauge galvanized steel construction for superior corrosion resistance
- Internal divider isolates fan cells (2 fan models)

Small Air-Cooled Condensers Nomenclature:

K	D	S	007	D	A	2	B	1	2	A	1	A
I	II	III	IV	V	VI	VII	VIII	IX	X	XI	XII	XIII
I. Model Series K – Kramer							IX. Coil Material and Coating Options* 1 – Aluminum fins 2 – Copper fins 3 – Al + AST coating 6 – Al + Heresite 7 – Al + Polyester coat - Pre Coated Fin Material X – Other					
II. Unit Type D – Condenser							X. Housing Material and Coatings* 1 – Aluminum 7 – Stainless Steel 316L 2 – Galvanized X – Other					
III. Series S – Single fan wide							XI. Unit Design Configuration A – Vertical Fan Discharge, Standard Legs E – Vertical Fan Discharge, 30" Legs N – Horizontal Fan Discharge, Standard Legs					
IV. Capacity – Three Number Characters							XII. Circuit Splitting Options 1 – Full 2 – 50/50 X – Other					
V. Voltage Code A – 115V/1/60 H – 575V/1/60 D – 208-230V/1/60 X – Other E – 208-230V/3/60 F – 460V/1/60 Codes D, E, F, and G can G – 460V/3/60 be used with 50 or 60 Hz power							XIII. Revision Code – Single Alphanumeric Character A – Initial Release					
VI. Motor/Fan Type A – 1140 RPM, 0.33 HP, Metal Blade C – 850 RPM, 0.25 HP, Metal Blade H – 1140 RPM, 0.5 HP Totally Enclosed, Metal Blade X – Other												
VII. Length in Fans – 1 or 2												
VIII. Coil Density A – 8 fpi D – 14 fpi B – 10 fpi X – Other C – 12 fpi												

* Contact Application Engineering to obtain price quotes for special fin materials or coatings.

AIR-COOLED CONDENSERS



Small Air-Cooled Condensers

1075 RPM .33 HP MOTORS			
Model Number	10 FPI List Price	Fan Configuration	Approx. Net Weight (lbs.)
KDS001DA1B12A1A	\$2,581	1 x 1	80
KDS002DA1B12A1A	3,386	1 x 1	86
KDS003DA1B12A1A	3,783	1 x 1	107
KDS005DA1B12A1A	6,914	1 x 1	116
KDS007DA2B12A1A	8,657	1 x 2	164
KDS009DA2B12A1A	10,597	1 x 2	179
KDS011DA2B12A1A	11,898	1 x 2	195

850 RPM .25 HP MOTORS			
Model Number	10 FPI List Price	Fan Config.	Approx. Net Weight (lbs.)
KDS001DC1B12A1A	\$2,830	1 x 1	80
KDS002DC1B12A1A	4,060	1 x 1	86
KDS003DC1B12A1A	4,643	1 x 1	107
KDS004DC1B12A1A	7,328	1 x 1	116
KDS006DC2B12A1A	9,038	1 x 2	164
KDS008DC2B12A1A	11,363	1 x 2	179
KDS009DC2B12A1A	12,351	1 x 2	195

1075 RPM .33 HP MOTORS - Totally Enclosed			
Model Number	10 FPI List Price	Fan Config.	Approx. Net Weight (lbs.)
KDS001DH1B12A1A	\$3,755	1 x 1	80
KDS002DH1B12A1A	4,562	1 x 1	86
KDS003DH1B12A1A	4,959	1 x 1	107
KDS005DH1B12A1A	8,087	1 x 1	116
KDS007DH2B12A1A	11,007	1 x 2	164
KDS009DH2B12A1A	12,946	1 x 2	179
KDS011DH2B12A1A	14,246	1 x 2	195

POSITION V - Available Voltage Options*

Voltage Code	Adders Per Fan Section	Available Based Upon Position VI - Motor Options
A-115/1/60	N/C	Only available with motor option A
D-208-230/1/60	—	Available with motor options A & C
E-208-230/3/60	\$137	Available with motor options A, C, & H
F-460/1/60	N/C	Available with motor options A & C
G-460/3/60	137	Available with motor options A, C, & H
H-575/1/60	54	Only available with motor option A

Note: "N/A" = Not available, "N/C" = No additional charge, "—" = Base Model Feature

POSITION VI - Available Motor / Fan Type Options

Motor Type	Adder Per Fan	Available Based Upon Position V - Voltage Options
A- 1075, 0.33HP	—	Available in Voltage codes A, D, E, F, G, H
C- 850 RPM, 0.25HP	—	Available in Voltage codes D, E, F, G
H - 1075, 0.5 HP	—	Available in Voltage codes E, G

Note: "N/A" = Not available, "N/C" = No additional charge, "—" = Base Model Feature

Position - VII - Indicates Length in Fans (1 or 2)

Position - VIII - Coil Density Options Price Add or Deduct (8FPI)

Fan Configuration	A - 8 FPI	B - 10 FPI	C - 12 FPI	D - 14 FPI
1 X 1	(\$407)	—	\$423	\$847
1 X 2	(\$813)	—	\$847	\$1,690

Note: "N/A" = Not available, "N/C" = No additional charge, "—" = Base Model Feature

Position - IX - Coil Material and Coating Options**

Aluminum fins (Standard) / Copper fins / Other
No Coating (Standard) / Al + AST coating / Al + Heresite coating / Al + Polyester coat - Pre Coated Fin Material / Other

Position - X - Housing Material and Coating Options**

Galvanized (Standard) / Aluminum / Stainless Steel 316L / Other

Position - XI - Unit Design Configuration

Leg Configuration	Fan Config. 1 x 1	Fan Config. 1 x 2
A – Vertical Fan Discharge, Standard 15" Legs	—	—
E – Vertical Fan Discharge, 30" Legs	\$153	\$306
N – Horizontal Fan Discharge, Standard Legs	—	—

Position - XII - Circuit Splitting Options**

Full (Standard) / 50/50 / Multi-Circuiting / Subcooling Circuit / Other

Available Options**

Fan cycling head pressure control (2 fan model only)
Variable speed fan control (header end fan only)
Flooded head pressure control (shipped loose)

Notes:

* Codes D, E, F and G can be used with 50 or 60 Hz power.

** Contact Application Engineering to obtain price quotes for special fin materials, coatings, circuit splitting and available options.

- Horizontal discharge orientation is available using standard leg arrangement code A.
- Floating coil is not available for small condensers.

Principal Terms and Conditions of Sale

1. **Applicable Law and Terms of Sale:** All orders shall be subject to the following terms and conditions notwithstanding any additional or contrary printed terms and conditions of Buyer. Such additional or contrary terms shall not bind Seller unless accepted in writing even though such terms do not materially alter the terms hereof. No oral statements, warranties, stipulations, representations or terms shall have any binding effect or be any part of the contract whatsoever.
2. **Orders:** All orders must be in writing and will be binding when our order acknowledgment is mailed. Orders are accepted subject to strikes, fires, accidents, and other causes beyond our reasonable control. Acceptance of your order is conditioned upon an agreement to hold us harmless by reason of delivery delays.
3. **Prices:** Prices are subject to change without notice, and all quotations, unless otherwise specified, are binding only for immediate acceptance. Prices are based on material made to Seller's standard tolerances, unless otherwise specified.
4. **Freight:** All products are shipped FOB Point of Shipment with full freight allowed on single orders with a net price value of \$10,000.00 or more, except surface coils and parts, within the continental USA (excluding Alaska and Hawaii). Shipments to destinations outside the continental USA, that meet freight allowance requirements, will incur charges for the additional transport beyond the USA border. Seller reserves the choice of transportation mode, carrier, and shipping point. If special routing (dedicated/contract haul, flatbed delivery, appointment to meet a crane, etc.) is required/requested for a purchase order of \$10,000.00 or greater, Buyer will be assessed a special delivery charge per truck. Charges of \$80 per hour resulting from excessive unloading time, beyond the allotted "free time" (two hours per stop on partial loads and/or full truck loads), as defined by the carrier, is subject to being passed on to the customer. The responsibility of the Seller shall cease upon delivery of product in good condition to a common carrier (TL, LTL, FLATBED, ETC. Since all goods are shipped at Buyer's risk, they should be examined carefully before signing delivery receipt. If common carrier tenders delivery of goods in damaged condition or if packages delivered do not correspond with the number called for on the freight bill, Buyer should insist on common carrier's agent (DRIVER) making notation of the condition of shortages or damage on delivery receipt. The Buyer should never refuse freight from the common carrier. Filing freight claims are under the responsibility of the Buyer, and this will enable them to secure prompt payment of claim for damaged or lost material. Sometimes damage or loss is not readily apparent, so it is suggested that Buyer thoroughly inspect each shipment as soon as it is received for concealed loss or damage. Refer to HTPG's 2019 Freight Policy for further information.
5. **Taxes:** Any sales, use, excise, or similar tax payable by Seller which is or may be imposed by any taxing authority upon manufacture, sale or delivery of goods covered by any order or any increase in rate of any such tax now in force, shall be added to the sales price; if not collected at the time of payment of sales price, Buyer will hold Seller harmless.
6. **Limited Warranty:** Seller warrants against defect in materials and workmanship in products which it manufactures for (1) year from date of installation or up to (18) eighteen months from the date of shipment, whichever event occurs first, when properly installed and operated under normal use. This guarantee does not include any labor or other charges made outside of the Seller's factory for replacement or repair of defective parts unless specifically stated in the body of the Sellers invoice. On parts not manufactured by Seller, such as motors, controls, valves and compressors we extend to the Buyer the same warranties made to us by the manufacturer. Sellers only liability under this warranty or otherwise shall be the repair or replacement (at Seller's option) of non-conforming goods or parts. Seller assumes no liability for incidental or consequential damages such as injury to person or property, or lost profits.
7. **THIS GUARANTEE SUPERSEDES AND IS IN LIEU OF ANY AND ALL OTHER WARRANTIES BY LAW OR CUSTOM, EITHER EXPRESSED OR IMPLIED INCLUDING, BUT NOT LIMITED BY THIS ENUMERATION, ANY GUARANTEE AS TO QUALITY OR FITNESS FOR ANY PARTICULAR PURPOSE, EXCEPT AS SET FORTH ABOVE. NO PERSON, AGENT, OR DEALER IS AUTHORIZED TO GIVE ANY WARRANTIES ON BEHALF OF SELLER NOR TO ASSUME FOR SELLER ANY OTHER LIABILITY IN CONNECTION WITH ANY OF THE SELLER'S PRODUCTS.**
8. **Delivery:** Seller shall not be liable for any delays in or failure of delivery due to acts of God or public authority, labor disputes, accidents, fires, floods, extreme weather conditions, failure of and delays by carriers, shortages of material, delays of a supplier, and any other cause beyond Seller's control. In no event shall Seller be liable for consequential or special damages arising out of a delay in or failure of delivery. Failure to meet estimated ship dates will not be considered sufficient cause of cancellation of orders.
9. **Cancellations and Returned Goods:** Permission to return any part or product must be obtained from Seller and may be subject to a restocking charge. Credits for new material accepted for return will be at the original sales price or current market price, whichever is lower, less handling and restocking charges. Buyer must prepay all transportation charges. Any costs for putting material in condition for resale will be charged to the Buyer. Shipment of material returned without factory authorization or not properly tagged with a Return Material Authorization Number or not freight prepaid cannot be received by Seller. Obsolete products or material made to special order are not returnable.
10. **Catalog Materials and Drawings:** Seller is not responsible for typographical errors or other errors of omission in Seller's catalogs or drawings.
11. **Late Charge Provision:** Buyer agrees to pay a late charge of 1-1/2% per month (18% per year) for any invoice or bill not paid within (30) thirty days of the date of the billing invoice.
12. **Choices of law, Disputes:** This agreement and the performance of the parties hereunder shall be construed in accordance with and governed by the laws of the State of Georgia and shall be deemed made in the state. Buyer irrevocably consents to the exclusive jurisdiction of the courts of Fulton County, on all matters arising out of or relating to this sale and Buyer further irrevocably consents to service of process by certified mail, return receipt requested, at Buyers address set forth in the order acknowledgement.

The above terms and conditions apply to all orders placed with the Seller. Buyer acknowledges having read and understood these terms and conditions and agrees to abide by them upon placement of any order with the Seller. In the event it becomes necessary to refer the account to a collection agency or to institute legal action to obtain payment of the account, Buyer agrees to pay all reasonable attorney fees and court costs incurred by such action.