


COMMERCIAL

TANKLESS SOLUTIONS



HOT WATER THAT CAN KEEP UP WITH BUSINESS

Rheem® Commercial Tankless Water Heaters are designed to deliver continuous, dependable hot water, save money and space, and keep business up and running **workday after workday.** With manifold capabilities in available models that make it easy to connect up to 20 units, no matter the scope or redundancy needs of your customer’s business, Rheem Commercial Tankless Water Heaters keep the hot water flowing.



WHY RHEEM COMMERCIAL TANKLESS?

Delivering Energy Savings, Flexibility & Support

Introducing a dedicated water heating solution for businesses with all the Rheem® tankless advantages, plus:

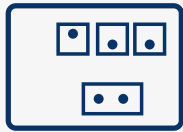
- Thermal efficiency of up to 96%
- 11,000–199,900 BTU per unit
- Built-in maximum temperature setting of 185°F
- Common venting options for indoor natural gas models
- Manifold control models for expanding up to 3,998,000 BTU/h systems (20 units linked)
- Service valves included
- Options for factory tested, pre-plumbed systems

SIMPLER
INSTALLS,
EASIER
SERVICE



CONSIDER A TANKLESS SYSTEM	
Application Need	Application Example
For continuous usage	24-hour fitness club showers
Moderate flow rates with extended periods of use	A parts spray washer on a manufacturing line
High water usage, moderate flow-rate equipment	Bathtubs, three-compartment sinks, pre-scrappers
A set of fixtures with intermittent hot water use	A kitchen with multiple sink stations used one at a time
A rarely used fixture or on its own line	A safety shower, a mop sink in its own building, single private showers
Outdoor installation preferred / required	Installing on a hotel roof

RHEEM EXCLUSIVE ADVANTAGES



Manifold Control Ready

Models with manifold control easily connect up to 20 units in a daisy-chain configuration with no additional accessories needed.



Built-In Condensate Neutralizer

The acidic byproduct of combustion can corrode and damage pipes, but the built-in condensate neutralizer raises the pH of this condensate so it can be safely discharged into the drain.



Tankless Support

Count on Rheem for dedicated, personalized service and system solutions. Our sales and service teams are true partners committed to providing concierge-level service for all commercial applications.



PPs Venting

Rheem polypropylene stabilized venting options from Centrotherm are the only venting materials in the industry with UL-1738 and ULC-S636 certifications for flue temperatures of up to 230°F.

Rheem® Commercial Series

High Efficiency Tankless Gas Water Heating Solutions



CONTROL UP TO **20** TANKLESS WATER HEATERS WITH NO ADDED ACCESSORIES



MAXIMIZES WATER AND ENERGY SAVINGS PLUS KEEPS INSTALL COSTS TO A MINIMUM



Lower Installation Costs

Allows for in-line or back-to-back common venting of up to ten units and room air intake configurations.



Reduced Downtime

Having multiple units working together creates redundancy, so if one tankless water heater goes down, your customer's business stays up and running.

Thermal Efficiency	Up to 96%
Venting Type	Vents with Schedule 40 PVC or PPs
Unit Dimensions	27-1/2" H x 18-1/2" W x 9-3/4" D
Unit Weight	82 lbs.
Warranty	Heat Exchanger: 5 Years
	Parts: 5 Years Labor: 1 Year
Ultra Low NOx	All Natural Gas Models
High Altitude	Up to 8,400 ft.

Description	Commercial Tankless	Commercial Tankless with Manifold Control
Indoor – Nat. Gas	RTGH-C95DVLN	RTGH-CM95DVLN
Indoor – LP Gas	RTGH-C95DVL P	RTGH-CM95DVL P
Outdoor – Nat. Gas	RTGH-C95XLN	RTGH-CM95XLN
Outdoor – LP Gas	RTGH-C95XLP	RTGH-CM95XLP

Rheem® Parts & Accessories



Cosmetic Pipe Covers

Enhances the installation of the water heater, providing protection from tampering and weather.

- **RTG20227** – Fits RTGH series indoor or outdoor condensing models



Outdoor Recess Box

Allows you to mount an outdoor tankless into the wall, flush with the outside of the building. They are weather resistant and can be locked for security.

- **RTG20226** – Fits RTGH X series
- **RTG20253** – For stucco applications - Fits RTGH X series



Flush Kit

Connects to the service valves for an easy way to flush and de-scale your tankless water heater.

- **RTG20214** – Includes pump, hoses and 5-gallon bucket



AllClear® Water Treatment System

Combat hard water and scale build up for use with one or two unit systems.

- **RTG20251** – AllClear water treatment system
- **RTG20252** – Replacement cartridge



Service Valves (Included)

Webstone®-Brand Tankless Service Valves

- **RTG20220AB** – Clean Brass for Low Lead Code - Includes cold and hot water set and pressure relief valve



Condensate Neutralizer

For managing condensate run-off from venting. Units have built-in condensate neutralizer for secondary heat exchanger.

- **SP12151** – External condensate neutralizer accessory with PVC connections
- **AP16770** – Replacement rocks for condensate neutralizer
- **RXGY-A01** – External condensate neutralizer accessory with flex tubing connections



RJ25 Communication Cables

Additional cable lengths for connecting translators between units or WiFi module to translator where additional length is required.

- **RCPN-AMP03-0013111101-0003** – 48" Long
- **RCPN-AMP03-0013111101-0002** – 72" Long
- **RCPN-AMP03-0013111101-0004** – 240" Long

SEE THE TANKLESS PARTS & ACCESSORIES CATALOG FOR MORE

EZ-Rack™ Kit

RTG20304

- Mounts easily to a wall or free standing
- One rack can mount 2 units in a back-to-back free standing configuration
- Expands with additional kits to hold any number of units
- Assembles easily on the jobsite in under ten minutes
- Indoor/Outdoor use



Image depicts three EZ-Rack Kits mounted together. EZ-Rack Kits sold individually.

PROTECH®

PROTECH® Service Kit

Designed with the contractor in mind, this kit provides all the basic parts necessary for a complete repair of a Rheem tankless gas water heater.

- **PROTECH PD966351** – Commercial Tankless Models



Rheem® Commercial Tankless Features


SAVE
TIME
INSTALL
MORE

Indoor Direct Vent



- 1 PVC Venting Compatible**
Vent individual units with 2", 3" and 4" PVC, saving time and money
- 2 Common Vent Compatible**
Vent up to 10 units together to save space and reduce outside wall penetrations (natural gas models only)
- 3 Built-In Condensate Neutralizer**
Rheem Exclusive
Safely dispose of condensate and save on installation cost and time
- 4 Half-Inch Gas Line Compatible up to 24 ft.¹**
Saves money and time on installation to an existing system

Outdoor



- 5 Overheat Film Wrap**
Rheem Exclusive
Safety feature prevents dangerous temperatures allowing industry-best, 1/2" side-to-side clearance to combustibles
- 6 Low-Flow Activation**
Minimum flow rate of .26 GPM and activation flow rate of .40 GPM ensures hot water in low-demand situations
- 7 Six-Stage Modulating Burner**
Tight control over burner energy efficiency
- 8 Manifold-Ready**
Models with manifold control easily connect up to 20 units with no additional accessories required

¹Based on Rheem testing of 1/2" gas line with gas supply of 7" w.c. up to 24'; Installation conditions vary; Consult the Rheem Use and Care Manual, the Rheem Gas Piping Facts brochure (TK-GPF-12), the National Fuel Gas Code (NFPA 54, ANSI Z223.1) and any other local gas codes when installing a Rheem Tankless Water Heater.



Rheem® Commercial Tankless System



This custom-built solution arrives on the job site factory-assembled with single-point connections, including:

- Powder coated, galvanized steel frame
- RTGH-CM condensing tankless water heaters
- Factory installed system control manifold
- Pre-sized water and gas manifold
- Electrical wiring
- Condensate lines

System Configurations

- Wall-mounted, wall-hung and free-standing options
- Scalable from 2-6 tankless units per system (up to 1,199,400 BTU/h max. with 6 units)

	MODEL NUMBER	NUMBER OF UNITS	SYSTEM DESCRIPTION	FUEL TYPE	LAYOUT
WALL-HANGING TANKLESS SYSTEM					
	RTR-WH220DVLN	2	Indoor Wall Hanging	Nat. Gas*	
	RTR-WH220XLN	2	Outdoor Wall Hanging	Nat. Gas*	
	RTR-WH330DVLN	3	Indoor Wall Hanging	Nat. Gas*	
	RTR-WH330XLN	3	Outdoor Wall Hanging	Nat. Gas*	
WALL-MOUNT TANKLESS SYSTEM					
	RTR-WM220DVLN	2	Indoor Wall Mount	Nat. Gas*	
	RTR-WM220XLN	2	Outdoor Wall Mount	Nat. Gas*	
	RTR-WM330DVLN	3	Indoor Wall Mount	Nat. Gas*	
	RTR-WM330XLN	3	Outdoor Wall Mount	Nat. Gas*	
FREE-STANDING TANKLESS RACK SYSTEM					
	RTR-FS411DVLN	2	Indoor Free Standing	Nat. Gas	
	RTR-FS411XLN	2	Outdoor Free Standing	Nat. Gas*	
	RTR-FS420DVLN	2	Indoor Free Standing	Nat. Gas	
	RTR-FS420XLN	2	Outdoor Free Standing	Nat. Gas*	
	RTR-FS630DVLN	3	Indoor Free Standing	Nat. Gas	
	RTR-FS630XLN	3	Outdoor Free Standing	Nat. Gas*	
	RTR-FS421DVLN	3	Indoor Free Standing	Nat. Gas	
	RTR-FS421XLN	3	Outdoor Free Standing	Nat. Gas*	
	RTR-FS422DVLN	4	Indoor Free Standing	Nat. Gas	
	RTR-FS422XLN	4	Outdoor Free Standing	Nat. Gas*	
	RTR-FS632DVLN	5	Indoor Free Standing	Nat. Gas	
	RTR-FS632XLN	5	Outdoor Free Standing	Nat. Gas*	
	RTR-FS633DVLN	6	Indoor Free Standing	Nat. Gas	
	RTR-FS633XLN	6	Outdoor Free Standing	Nat. Gas*	

*These models offered in LP; switch N for P in model number.

Commercial Tankless Venting

Common Venting Solutions

Save space and materials while reducing outer wall penetrations with Rheem polypropylen (PPs) common-venting kits.

- Up to 10 units together (Natural Gas models only)
- In-line or back-to-back options
- Room air intake or direct vent
- Header kits and vent run accessories
- 6", 8" and 10" trunk lines

NOTE: If heaters are common vented, up to 20 units can still be manifolded in a bank, however, the venting cascade must be limited to 10 units.

PPS IS
28%
LIGHTER
THAN PVC



Easy to Install

- Gasketed, push-fit connection system installs quickly and easily
- No glues, primers or solvents required
- Directional gasket and flow arrows ensure proper vent layout
- Connector ring installs where needed, in seconds ensuring UL-1738 and ULC-S636 compliance
- Venting parts can be field cut length to meet any venting requirement

	Centrotherm PPs	PVC	CPVC
Chemical Resistance			
Aromatic Hydrocarbons	✓	X	X
Sulfuric Acid	✓	X	X
Hydrochloric Acid	✓	X	X
UL Listed (-4°F to 230°F)	Listed	Not Listed	Not Listed
Actual Working Temperature	32°F (0°C) 248°F (120°C)	50°F (15°C) 149°F (65°C)	50°F (15°C) 194°F (90°C)
Softening Temperatures	302°F (150°C)	176°F (80°C)	200°F (93°C)
Environmentally Friendly Production	✓	X	X
No Chloride Leaching	✓	X	X
100% recyclable	✓	X	X

Tested and Approved by Rheem

- Tested and listed by Intertek to UL-1738 and ULC-S636
- **INDUSTRY LEADING** 1/2" side to side clearance to combustibles in all applications
- UV rated
- LEED friendly

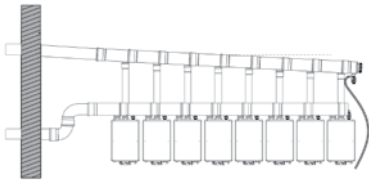


Diameter	% of Centrotherm PPs weight vs. PVC	Weight Per Foot (lbs.)		
		Centrotherm PPs	PVC Sch. 40	CPVC Sch. 80
3"	23%	0.32	1.41	2.09
4"	33%	0.66	2.01	3.05
6"	40%	1.42	3.53	5.82
8"	28%	1.50	5.39	8.83
10"	27%	2.00	7.55	13.09

Note: Temperature values in table represent exhaust flue temperatures. For approximate max. water set point temperatures, subtract 20°F.

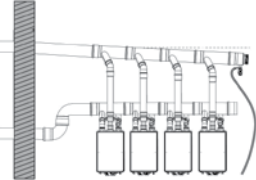
Rheem® Commercial Tankless Common Venting

Header kits include all required venting pieces to connect multiple units. Additional vent run accessories are required to complete installation.



Inline Header Kits

Trunk Diameter	Number of units	Direct Vent Part No.	Room Air Part No.
6"	2	SP20906A	SP20907A
	3	SP20906B	SP20907B
	4	SP20906C	SP20907C
8"	2	SP20908A	SP20909A
	3	SP20908B	SP20909B
	4	SP20908C	SP20909C
	5	SP20908D	SP20909D
	6	SP20908E	SP20909E
	7	SP20908F	SP20909F
	8	SP20908G	SP20909G
10"	2	SP20910A	SP20911A
	3	SP20910B	SP20911B
	4	SP20910C	SP20911C
	5	SP20910D	SP20911D
	6	SP20910E	SP20911E
	7	SP20910F	SP20911F
	8	SP20910G	SP20911G
	9	SP20910H	SP20911H
	10	SP20910J	SP20911J



Back-to-Back Header Kits

Trunk Diameter	Number of units	Direct Vent Part No.	Room Air Part No.
6"	2	SP20912A	SP20913A
	3	SP20912B	SP20913B
	4	SP20912C	SP20913C
8"	2	SP20914A	SP20915A
	3	SP20914B	SP20915B
	4	SP20914C	SP20915C
	5	SP20914D	SP20915D
	6	SP20914E	SP20915E
	7	SP20914F	SP20915F
	8	SP20914G	SP20915G
10"	2	SP20916A	SP20917A
	3	SP20916B	SP20917B
	4	SP20916C	SP20917C
	5	SP20916D	SP20917D
	6	SP20916E	SP20917E
	7	SP20916F	SP20917F
	8	SP20916G	SP20917G

Vent Run Accessories

Image No.	Part Description	6"	8"	10"
1	Air Intake Branch Tee	SP20918AD	SP20918L	SP20918AE
2	87 Degree Elbow	SP20918BE	SP20918M	SP20918BM
3	45 Degree Elbow	SP20918BF	SP20918N	SP20918BN
4	Straight Pipe, 1'	SP20918BG	SP20918P	SP20918BP
5	Straight Pipe, 2'	SP20918BH	SP20918R	SP20918BR
6	Straight Pipe, 3'	SP20918BJ	SP20918S	SP20918BS
7	Straight Pipe, 6'	SP20918BK	SP20918T	SP20918BT
8	90 Degree Elbow Vertical Support	SP20918BL	SP20918U	SP20918BU
9	Bird Screen SS	SP20918AY	SP20918V	SP20918AZ
10	Tee Termination	SP20918BA	SP20918W	SP20918BB
11	Support Clamp	SP20918AW	SP20918AA	SP20918AX
12	Centrocerin Lubricant	SP20918H	SP20918H	SP20918H



NOTE: Diagrams illustrate direct vent and horizontal exhaust. Room air intake and vertical exhaust configuration also available, but not pictured.

For more information, visit [Rheem.com/Commercial-Tankless](https://www.rheem.com/commercial-tankless)

Rheem® Commercial Tankless Specifications

MODEL NUMBER	RTGH-C95DVLN / RTGH-CM95DVLN	RTGH-C95XLN / RTGH-CM95XLN-SR	RTGH-C95DVLP / RTGH-CM95DVLP	RTGH-C95XLP / RTGH-CM95XLP
Minimum/Maximum Gas Rate Input (BTU)	11,000 / 199,900			
Efficiency	95-96% Thermal Efficiency			
Electrical for Unit (Volt/Amp)	120VAC / 60Hz			
Minimum Activation Flow Rate (GPM)	0.4			
Min. Flow Rate (GPM)	0.26			
Maximum Flow Rate (GPM)	9.5			
Factory Default Temperature Range	100° - 120°F			
Optional Temperature Range	85° - 185°F			
Gas Supply Connection	3/4" MNPT			
Cold Water Inlet	3/4" MNPT			
Hot Water Outlet	3/4" MNPT			
Min/Max Gas Supply Pressure	4" wc (1.0kPa) / 10.5" wc (2.6kPa)	8" wc (2.0kPa) / 13" wc (3.2kPa)	4" wc (1.0kPa) / 10.5" wc (2.6kPa)	8" wc (2.0kPa) / 13" wc (3.2kPa)
Min/Max Water Supply Pressure	14 psi (97kPa) / 150 psi (1035kPa)			
UNIT DIMENSIONS				
Width	18-1/2"			
Height	27-1/2"			
Depth	9-3/4"			
Weight	82 lbs			
SERVICE AND COMBUSTIBLE CLEARANCES				
Top	12"			
Front	12"			
Sides	1/2"			
Back	0"			
Bottom	12"			

Personalized Service & Professional Learning

INNOVATION LEARNING CENTERS (ILC)

Offering comprehensive in-person and virtual training, our Innovation Learning Centers are our premier learning environments. With interactive classrooms, live demonstration labs and virtual reality stations, these high-tech facilities provide a unique experience for plumbing contractors and engineers across the US. Get ready to take your performance to the next level. ILCs are strategically located across the US, Canada and Mexico. Visit <https://www.rheemtraining.com> to schedule a class at one of our centers near you.

Want in-person training, but can't make it to one of our Innovation Learning Centers? Join one of our local, in-person training events, available exclusively to Rheem pros, to learn about our products and business-building strategies directly from industry experts. Contact our Plumber Business Support at **866.339.2388** or email **PlumberBusinessSupport@Rheem.com** to find opportunities in your area.



APPLICATION ENGINEERS

Rheem Applications Engineers are available to size your commercial projects and offer customized water heating system solutions for each project application. To request a complimentary commercial sizing consultation, send your sizing requests to **Application.Engineering@Rheem.com**

RHEEM ENGINEERING RESOURCES

- Dedicated Commercial Tech Service Team
- RapidSpec Sizing Program
- Application Engineer Team
- Commercial BIM/CAD Files and Revit Files
- Rheem Website (Revit Files, Spec Sheets, Feature Sheets, Product Brochures)



Commercial KwikComfort® Financing—via Fernwood Capital™ & Leasing—provides financing options for business owners and national accounts, so you can:

- Increase sales with more affordable equipment
- Improve rate of repeat business
- Receive faster payment to your company
- Increase profits by selling monthly payments, not total cost

MyRheem.com/CommercialKwikComfortFinancing


Contact Us

Customer Service, Warranty, Parts	800.621.5622
Technical Support – Tankless Gas	866.720.2076
Plumber Business Support.....	1.866.339.2388
Plumber Business Support Email	PlumberBusinessSupport@Rheem.com
Sizing & Selection Support – Rheem Engineering	application.engineering@rheem.com

Visit us online at **Rheem.com/Commercial-Tankless** or see your local distributor.

All Rheem Tankless Water Heaters meet or exceed ANSI requirements and have been tested according to D.O.E. procedures. Units meet or exceed the energy efficiency requirements of NAECA, ASHRAE, standard 90, ICC Code and all state energy efficiency performance criteria. All units meet or exceed SCAQMD rule 1146.2 for California Emission Requirements. In keeping with its policy of continuous progress and product improvement, Rheem reserves the right to make changes without notice.





Rheem Water Heating
1115 Northmeadow Parkway, Suite 100
Roswell, Georgia 30076

Rheem.com

Printed in U.S.A. 05/22 WP RR-106 rev. 27