

COMFORT

YOU CAN COUNT ON



f @rheemmea

in Rheem Middle East and Africa

Learn more at : www.rheem-mea.com



The new degree of comfort.®



FEATURES

Product Range



18k



24k



30k



36k



48k

High-effective Outdoor Fan

- Advanced 3D propeller enlarges the air volume and reduces the noise level.



- Bionic Fan


Anti-rust and Long Life Span

The outdoor unit is made of galvanized sheet and treated with special cathaphoric crafts.



Optimized Air-outlet Grill

- Optimised air flow increases the air volume
- Increases the efficiency of heat exchange

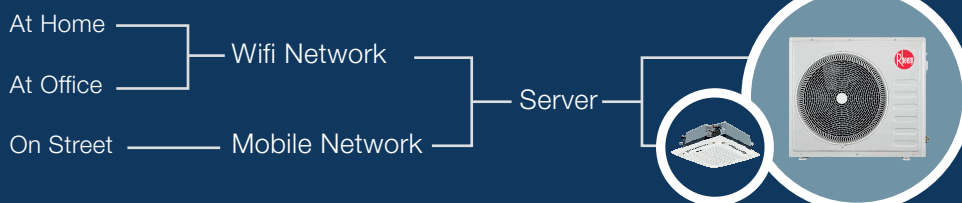


Low Ambient Mode *

- Low ambient kit cooling in winter at min -10°C
- Two fan speed of ODU fan motor, 3dB(a) can be reduced in low speed.



WIFI CONTROL* NETWORK



Based on Rheem's cloud web system and with the android system platform a wifi module is provided in the air conditioners to achieve different functions through terminals(mobile phone, iPad and computer) for easy and visualized operation.

CONTROLLERS NETW^oRK

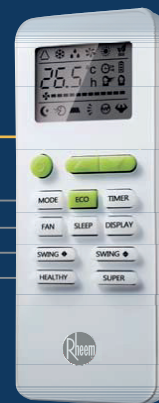
Wired Controller



- On/Off, temperature setting
- Mode setting
- Monitoring function
- Error code display
- Timer function

Touch Buttons
(86mm x 86mm)

Remote Controller



ON/OFF

Mode Setting
Fan Setting
Air Flow:
Horizontal Swing
Air Refresh Function

ENERGY SAVING

Timer Function
Display
Sleep
Air Flow: Vertical Swing
Turbo

IMPR^oVED CASSETTE INDOOR UNIT



New Panel Design

The newly designed porcelain white is beautiful and elegant, making the panel easily blend with the ceiling color.



360° Air Flow

Comfortable and even air supply all around the room.

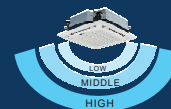


Ultra Low Noise

Adapting 3D spiral blade design decreases the air supply resistance resulting in ultra low noise.

Three Mode Fan Speed

L/M/H three mode speed setting for comfortable air supply.




Super Slim Body

Industry leading slim body (230mm), can be installed in narrow ceiling as well.



Built-in drain pump

Cassette with built-in drain pump, can lift water up to 750mm which is convenient for installation and improves drainage efficiency.



LED Digital Display

Real-time operating temperature and error code is clearly displayed.

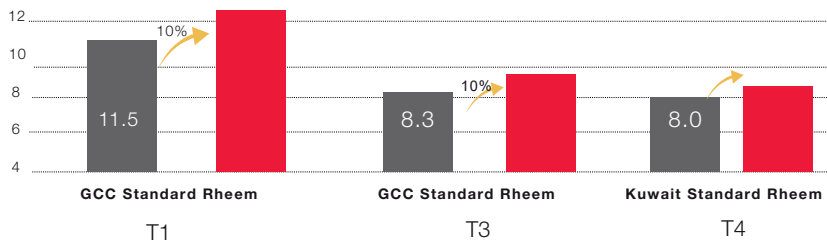


WORLD-CLASS

T3 SERIES


High efficiency and comfortable

More than 10% above UAE/Oman/Qatar/Bahrain energy efficiency standards.



High efficiency hydrophilic aluminum fin

The louvered hydrophilic aluminum foil has at least 10% more heat exchanging efficiency than the ordinary light aluminum foil under the same area, which reduces water & wind resistance.



Inner grooved copper tube

The selected highly slim inner grooved copper tube has at least 10% more heat exchanging efficiency than the conventional one.



Scroll Compressor

Scroll compressors have fewer moving parts than reciprocating compressors, which, operate more smoothly, quietly, and reliably than conventional compressors.



TECHNICAL SPECIFICATIONS

On/Off T3 50Hz

Outdoor Unit - R410A CoolingOnly



Outdoor unit		Model	RC18ARCT00	RC24ARCT00	RC30ARCT00	RC36ARCT00	RC48BNCT00
Capacity	T1 Cooling Capacity*	Btu/h	18000	23600	28500	32600	44200
		kW	5.275	6.917	8.353	9.555	12.368
	T3 Cooling Capacity**	Btu/h	15600	20300	24600	28500	36700
		kW	4.572	5.950	7.210	8.353	10.756
	T4 Cooling Capacity***	Btu/h	15282	18486	22987	26732	34942
		kW	4.479	5.418	6.737	7.835	10.241
Electrical parts	Power Supply	V~, Hz, Ph	220-240V~/50Hz/1P	220-240V~/50Hz/1P	220-240V~/50Hz/1P	220-240V~/50Hz/1P	380-415V~/50Hz/3P
	Air Flow Volume	m ³ /h	2500	4000	4000	4000	6500
	NoiseLevel	dB(A)	54	57	57	60	62
Outdoor dimension	Unit (WxHxD)	mm	900x650x315	900x805x360	900x805x360	940x910x340	940x1250x340
	Packing(WxHxD)	mm	1015x720x425	1020x860x475	1020x860x475	1030x1040x430	1030x1380x430
Outdoor weight	Net	kg	46	55	61	71	97
	Gross	kg	50	59	65	79	107
Piping Size	Liquid Pipe Size	mm	Ø 6.35	Ø 9.52	Ø 9.52	Ø 9.52	Ø 9.52
	Gas Pipe size	mm	Ø 12.7	Ø 15.88	Ø 15.88	Ø 19.05	Ø 0.195
	Max. Pipe Length	m	25	25	30	30	50
	Max. Height Difference	m	15	15	20	20	30
Operating Range	Cooling	°C	16-55	16-55	16-55	16-5516-55	
	Heating	°C	/	/	/	/	/

Cassette Indoor Unit



Indoor unit		Model	RC18ARCT00	RC24ARCT00	RC30ARCT00	RC36ARCT00	RC48BNCT00
Capacity	T1 Cooling Capacity*	Btu/h	18000	23600	28500	32600	42200
		kW	5.275	6.917	8.353	9.555	12.368
	T3 Cooling Capacity**	Btu/h	15600	20300	24600	28500	36700
		kW	4.572	5.95	7.21	8.353	10.756
	T4 Cooling Capacity***	Btu/h	15282	18486	22987	26732	34942
		kW	4.479	5.418	6.737	7.835	10.241
Electrical parts	Power Supply	V~, Hz, Ph	220-240V~/50Hz/1P	220-240V~/50Hz/1P	220-240V~/50Hz/1P	220-240V~/50Hz/1P	380-415V~/50Hz/3P
	Power Input(W)	T1 Cooling	1520	1942	2371	2794	3647
		T3 Cooling	1820	2332	2841	3381	4390
		T4 Cooling	1837	2223	2770	3260	4360
Performance	T1EER*	(Btu/h)/W	11.84	12.15	12.02	11.67	11.57
	T3EER**	(Btu/h)/W	8.57	8.71	8.66	8.43	8.36
	T4EER***	(Btu/h)/W	8.32	8.32	8.30	8.20	8.01
	Air Flow Volume	m ³ /h	1050/890/740	1550/1400/1230	1800/1600/1300	1950/1750/1570	2150/1950/1750
	NoiseLevel (dB(A))	Hi/Med/Low	43/40/38	46/44/42	48/46/44	50/48/45	52/50/48
Indoor dimension	Unit (WxDxH)	mm	830 X 830 X 230	830 X 830 X 230	830 X 830 X 300	830 X 830 X 300	830 X 830 X 300
	Packing (WxDxH)	mm	925 X 925 X 280	925 X 925 X 280	925 X 925 X 360	925 X 925 X 360	925 X 925 X 360
Indoor weight	Net	kg	25	25	25	33	33
	Gross	kg	30	30	30	38	38
Panel	Unit (WxHxD)	mm	950 X 45 X 950	950 X 45 X 950	950 X 45 X 950	950 X 45 X 950	950 X 45 X 950
	Packing (WxHxD)	mm	1035 X 90 X 1035	1035 X 90 X 1035	1035 X 90 X 1035	1035 X 90 X 1035	1035 X 90 X 1035
	Net/Gross	kg	6/9	6/9	6/9	6/9	6/9
Piping Size	Liquid	mm	Ø6.35	Ø 9.52	Ø 9.52	Ø 9.52	Ø9.52
	Gas	mm	Ø12.7	Ø 15.88	Ø15.88	Ø19.05	Ø19.05
	Drainage	mm	/	/	/	/	/


* (I) Entering Air D.B.T / Air W.B.T: 80 °F / 67 °F, (O) Entering Air D.B.T: 95 °F
 ** (I) Entering Air D.B.T / Air W.B.T: 84 °F / 67 °F, (O) Entering Air D.B.T: 115 °F
 *** (I) Entering Air D.B.T / Air W.B.T: 80 °F / 67 °F, (O) Entering Air D.B.T: 118.4 °F

Disclaimer: For continuous product improvement, Rheem reserves the right to make changes to the product specifications without prior notice.

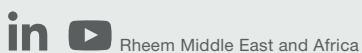




The new degree of comfort.®



Founded in 1925, Rheem® is nearly a 100 year old North American manufacturer delivering innovative, energy efficient air conditioning and water heating solutions under one roof to homes and businesses in more than 70 countries worldwide. From its Atlanta, Ga. Headquarters, three U.S. manufacturing facilities, state-of-the-art distribution center and Advanced Technology Integration (ATI) Lab, Rheem® designs, builds and supplies some of the most reliable, environmentally responsible and technologically advanced products in the industry. Under the “One Rheem Quality” promise, every Rheem® built everywhere in the world is held to the same high standard of excellence.



Learn more at : www.rheem-mea.com



RMEA-RH-CASSETTE-50-01