

CUSTOMER INFORMATION

Customer Name	
Phone number	
Company Name	
What is your profession/ job title?	
Email	
Project Name	
Date of Request	

Rheem Applications Engineers will provide a detailed sizing & product selection report. Please check your preferences below for additional information / documentation to be included in your sizing report.

Specification Sheet	<input type="checkbox"/>	Parts and Kits List	<input type="checkbox"/>	Piping Diagrams	<input type="checkbox"/>
Product Options	<input type="checkbox"/>	Energy Savings Info	<input type="checkbox"/>	Revit Files	<input type="checkbox"/>

WATER HEATER INFORMATION

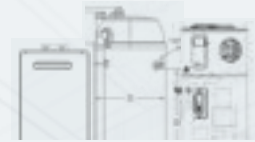
1. What is your water heater application?	
--	--

2. Preferred Water Heater Type

Tank	<input type="checkbox"/>	Tankless	<input type="checkbox"/>	Both Tank & Tankless	<input type="checkbox"/>
------	--------------------------	----------	--------------------------	----------------------	--------------------------



COMMERCIAL SIZING FORM



3. Please describe reasons for choosing the preferred water heater type.
(List any project specifications or requirements related to water heater type)

4. Indoor or Outdoor Units?

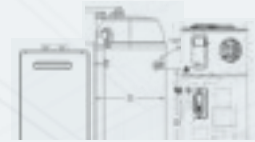
Indoor		Outdoor		Both Indoor & Outdoor	
--------	--	---------	--	-----------------------	--

5. If new Indoor units are needed, please describe the location where the water heater will be installed.

6. Please describe any concerns related to water heater installation location



COMMERCIAL SIZING FORM



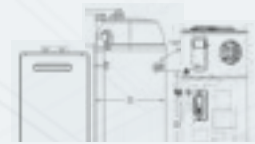
1. Fuel Source Type				
Electric		Natural Gas		Propane Gas

2. If Electric:	
2A. What are the onsite voltages requirements? <i>*(Required)</i>	
2B. What phase of voltage is available? <i>*(Required)</i>	
2C. Are there any amperage restrictions?	
2D. If yes, Please describe.	

1. If Natural Gas or Propane:	
1A. Are there any possible issues or concerns related to using flues or combustion air?	
1B. If yes, Please describe.	



COMMERCIAL SIZING FORM



2. New Installation or Replacement?		
New Installation		Replacement

3. If New:	
Recirculation Loop Required?	

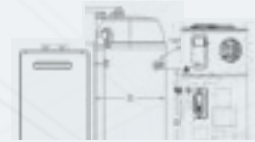
4. If Replacement:	
Current Number of Water Heaters?	

5. What is the reason for replacing the existing water heater?

6. Please describe any problems experienced with the existing water heater?



COMMERCIAL SIZING FORM



7. Do you currently have storage tanks?				
Yes		No		Not sure

7A. If Yes, how many? List current storage tank model(s).

--

8. Recirculation Loop Required?	
--	--

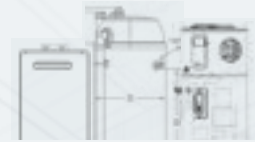
APPLICATION DETAILS

1. Installation Location *(Required)	
2. Zip Code	
4. State	
5. City *(Required)	

6. Coldest Incoming Water Temperature



COMMERCIAL SIZING FORM



4. Required Temperature Set Point of Water Heater **(Required)*

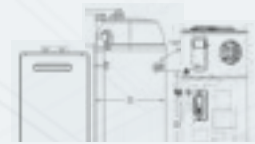
8. ASME Grade?

9. Select the **Fixture Type** and then provide all information and quantities needed for Hot Water fixtures. Click the **Add Fixture** button to add additional fixtures and equipment information.

No.	Type	Quantity	Flow Rate (GPM)	Hot Water Temp Requirement	Brand/Model/Desc.
1					
2					
3					
4					
5					
6					
7					
8					
9					
10					



COMMERCIAL SIZING FORM



10. Service Requirements			
Continuous Service		Peak Water Consumption Times	

10A. If Peak Water Consumption:

list time and details below:

What are your main hot water concerns? Please provide details below:

List any other special sizing requirements, concerns or notes below: